





# DETASULTRA<sup>®</sup>

*solutions around the cable*



**CATALOG  
2023**



**Detas SpA** presents the **DetasUltra** division, established in 2019 after many years of experience in cable management for electrical cabinets and equipment.

The **DES (Detas Entry System)** solution is designed to simplify the use of cables in electrical equipment, improving watertightness, strain relief and EMC, whilst minimising costs.


**DES** has been designed, developed and patented in Italy, thanks to our technical skills in the thermoplastic industry and production equipment.

Our attention to detail has driven us to develop innovative and reliable solutions for our customers at a competitive price.


For decades the Detas Group has been specialising in power electronics for sectors such as industrial automation, LED functional lighting, traffic safety and electric vehicle charging.



*Easier with us!*




# Summary

<b>1</b>	<b><i>Entry system for cables with and without connectors</i></b>	
	Frames - DES series	5 > 26
	Divisible cable gland - OSF-DESCCLICK-DESPRED	28 > 38
	Grommets - SP series	39 > 57
	ISP plugs & DES CAPS	58
	Utility Box - SP series	59 > 60
	Brush frames - DES Z series	61 > 64
<b>2</b>	<b><i>Entry system for cables without connectors</i></b>	
	Cable gland plates - DES PDM series	66 > 76
	Cone-shaped cable entry plate with locknut - Series DES PDP	77
	Cable glands plates - DES PM series	78 > 84
	IFP Plugs for cable entry plates & DES DPM CAPS	85
<b>3</b>	<b><i>Strain relief modules</i></b>	
	Strain relief - AP series	87 > 90
	Spacers - DZ	91
	Cable fixing clamps - MFK-MFY-CFP	92 > 93
	Cable ties - FV	94 > 97
<b>4</b>	<b><i>EMC shielding</i></b>	
	EMC cable clamps - MS series	99 > 116
	Intumescent gasket - GKD	117
	Brackets for DES and OSF family	118 > 119
	35 mm DIN RAIL bases - MB	120
	Engineering Box EMC	121
	Earthing straps - CTX	122
	EMC frames and grommets	123 > 124
<b>5</b>	<b><i>Spittable corrugated pipes</i></b>	
	Splittable corrugated pipes - FL	126
	Clips for corrugated pipes - FW	127
<b>6</b>	<b><i>Accessories</i></b>	
	Hydraulic punch driver - HY360	129
	Adapter plates - PF	130 > 132
	Brushes for Rittal cabinets - SQZ	133
	DemoBox Deluxe	134
<b>7</b>	<b><i>Cable entry systems - ATEX</i></b> 	
	Frames and grommets - DES series	136 > 142
	Cable gland plates - DES PDM series	143 > 149

# Group 1



Entry system for cables with and without connectors





## Splittable frame for cables with and without connectors

- ▶ Multiple configurations in the same frame
- ▶ Frame screws in AISI304 Stainless Steel
- ▶ IP66 and NEMA 4X\* certified with all configurations of grommets
- ▶ Strain relief according to EN 62444
- ▶ Sturdy construction IK10
- ▶ Overmolded gasket acc. to UL94-V0
- ▶ ATEX version on request (see group 7)
- ▶ Threaded inserts version on request



Model	Code	Some possible configurations	Max. cut-out [mm]	Pcs /pack
DES 24	1731010024		112 x 39	10

The DES 24 cable entry system consists of a splittable frame designed to accommodate small (SPP), multiple (X) or large (SPG) grommets for cables with and without connectors. The grommets can be freely positioned into the frame.

With all combinations of grommets, single, double, quadruple, big, the IP66 and NEMA 4X\* are guaranteed.

The overmolded gasket guarantees faster installation times and the complete V0 self-extinguishing of the system.

### Technical data

**Material:** PP+GF

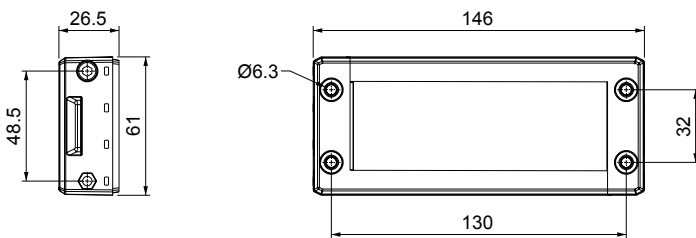
**Flammability:** self-extinguishing acc. to UL94-V0

**Temperature:** -40°C... +155°C (static)

**Features:** halogens and silicones free

Upon request:	1731991020	Set of 4 mounting screws in AISI304 with Black Dacromet finishing
---------------	------------	---

### Dimensions [mm]



\* Indoor only

### Related products

SPP grommets (from page 43)

SPG grommets (from page 49)

DES Cover (page 24)

DES Flap (page 25)

HY360 hydraulic punch driver (page 129)

PF/PFX cable entry system plates (from page 130)

DES caps (page 58)

Intumescent gasket (page 117)



IP66

NEMA 12, 4X\*

UL TYPE 12, 4X



ECOLAB



IK10







# DES 16



## Splittable frame for cables with and without connectors

- ▶ Multiple configurations in the same frame
- ▶ Frame screws in AISI304 Stainless Steel
- ▶ IP66 and NEMA 4X\* certified with all configurations of grommets
- ▶ Strain relief according to EN 62444
- ▶ Sturdy construction IK10
- ▶ Overmolded gasket acc. to UL94-V0
- ▶ ATEX version on request (see group 7)
- ▶ Threaded inserts version on request



Model	Code	Some possible configurations	Max. cut-out [mm]	Pcs /pack
DES 16	1731010016		86 x 39	10
Upon request:	1731991020	Set of 4 mounting screws in AISI304 with Black Dacromet finishing		

The DES 16 cable entry system consists of a splittable frame designed to accommodate small (SPP), multiple (X) or large (SPG) grommets for cables with and without connectors. The grommets can be freely positioned into the frame.

With all combinations of grommets, single, double, quadruple, big, the IP66 and NEMA 4X\* are guaranteed.

The overmolded gasket guarantees faster installation times and the complete V0 self-extinguishing of the system.

### Technical data

**Material:** PP+GF

**Flammability:** self-extinguishing acc. to UL94-V0

**Temperature:** -40°C... +155°C (static)

**Features:** halogens and silicones free

### Related products

SPP grommets (from page 43)

SPG grommets (from page 49)

DES Cover (page 24)

DES Flap (page 25)

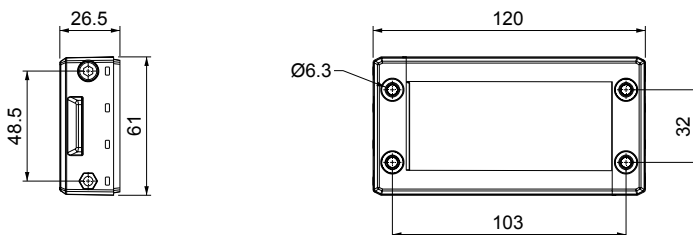
HY360 hydraulic punch driver (page 129)

PF/PFX cable entry system plates (from page 130)

DES caps (page 58)

Intumescent gasket (page 117)

### Dimensions [mm]



\* Indoor only



IP66

NEMA 12, 4X\*

UL TYPE 12, 4X



ECOLAB





IK10





## Splittable frame for cables with and without connectors

- ▶ Multiple configurations in the same frame
- ▶ Frame screws in AISI304 Stainless Steel
- ▶ IP66 and NEMA 4X\* certified with all configurations of grommets
- ▶ Strain relief according to EN 62444
- ▶ Sturdy construction IK10
- ▶ Overmolded gasket acc. to UL94-V0
- ▶ ATEX version on request (see group 7)
- ▶ Threaded inserts version on request



Model	Code	Some possible configurations	Max. cut-out [mm]	Pcs /pack
DES 10	1731010010		63 x 39	10
Upon request:	1731991020	Set of 4 mounting screws in AISI304 with Black Dacromet finishing		

The DES 10 cable entry system consists of a splittable frame designed to accommodate small (SPP), multiple (X) or large (SPG) grommets for cables with and without connectors. The grommets can be freely positioned into the frame.

With all combinations of grommets, single, double, quadruple, big, the IP66 and NEMA 4X\* are guaranteed.

The overmolded gasket guarantees faster installation times and the complete V0 self-extinguishing of the system.

### Technical data

**Material:** PP+GF

**Flammability:** self-extinguishing acc. to UL94-V0

**Temperature:** -40°C... +155°C (static)

**Features:** halogens and silicones free

### Related products

SPP grommets (from page 43)

SPG grommets (from page 49)

DES Cover (page 24)

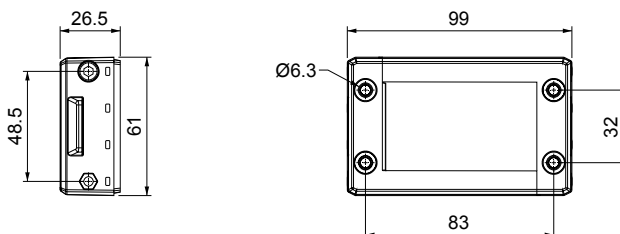
DES Flap (page 25)

HY360 hydraulic punch driver (page 129)

DES caps (page 58)

Intumescent gasket (page 117)

### Dimensions [mm]





\* Indoor only





## Splittable frame for cables with and without connectors

- ▶ For 4 small grommets or 1 big grommet
- ▶ Frame screws in AISI304 Stainless Steel
- ▶ IP66 and NEMA 4X\* certified with all configurations of grommets
- ▶ Strain relief according to EN 62444
- ▶ Sturdy construction IK10
- ▶ Overmolded gasket acc. to UL94-V0
- ▶ ATEX version on request (see group 7)
- ▶ Threaded inserts version on request



Model	Code	Some possible configurations	Max. cut-out [mm]	Pcs /pack
DES Q	1731010008		40 x 39	10

The DES Q cable entry system consists of a splittable frame designed to accommodate small (SPP), multiple (X) or large (SPG) grommets for cables with and without connectors. The grommets can be freely positioned into the frame.

With all combinations of grommets, single, double, quadruple, big, the IP66 and NEMA 4X\* are guaranteed.

The overmolded gasket guarantees faster installation times and the complete V0 self-extinguishing of the system.

### Technical data

**Material:** PP+GF

**Flammability:** self-extinguishing acc. to UL94-V0

**Temperature:** -40°C... +155°C (static)

**Features:** halogens and silicones free

### Related products

SPP grommets (from page 43)

SPG grommets (from page 49)

DES Cover (page 24)

DES Flap (page 25)

HY360 hydraulic punch driver (page 129)

DES caps (page 58)

Intumescent gasket (page 117)



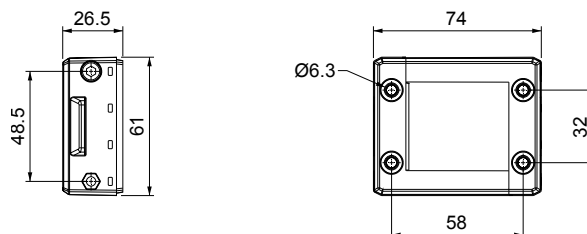
1

Upon request:

1731991020

Set of 4 mounting screws in AISI304 with Black Dacromet finishing

### Dimensions [mm]



\* Indoor only



IP66

NEMA 12, 4X\*

UL TYPE 12, 4X



ECOLAB



RoHS COMPLIANT

IK10









# DES L2/L3



## Splittable frame for cables with and without connectors

- ▶ For 2 or 3 small SPP grommets
- ▶ Frame screws in AISI304 Stainless Steel
- ▶ IP66 and NEMA 4X\* certified with all configurations of grommets
- ▶ Strain relief according to EN 62444
- ▶ Sturdy construction IK10
- ▶ Overmolded gasket acc. to UL94-V0
- ▶ ATEX version on request (see group 7)
- ▶ Threaded inserts version on request



Model	Code	Some possible configurations	Max. cut-out [mm]	Pcs /pack
DES L2	1731010002		40 x 18	10
DES L3	1731010003		63 x 18	
Upon request:	1731991010	Set of 2 mounting screws in AISI304 with Black Dacromet finishing		

The DES L2/L3 cable entry system consists of a splittable frame designed to accommodate small (SPP) grommets for cables with or without connectors.

With all combinations of grommets, single, double, quadruple, the IP66 and NEMA 4X\* are guaranteed.

The overmolded gasket guarantees faster installation times and the complete V0 self-extinguishing of the system.

### Technical data

**Material:** PP+GF

**Flammability:** self-extinguishing acc. to UL94-V0

**Temperature:** -40°C... +155°C (static)

**Features:** halogens and silicones free

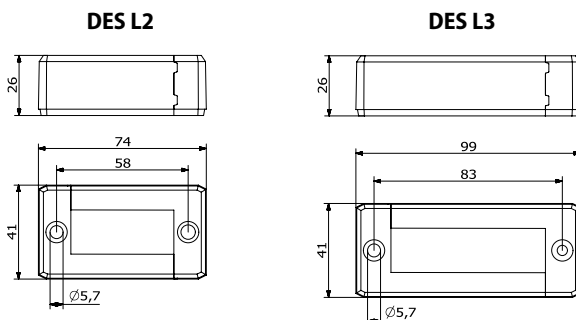
### Related products

SPP grommets (from page 43)

HY360 hydraulic punch driver (page 129)

DES caps (page 58)

### Dimensions [mm]



\* Indoor only







# DES L4/L5



## Splittable frame for cables with and without connectors

- ▶ For 4 or 5 small SPP grommets
- ▶ Frame screws in AISI304 Stainless Steel
- ▶ IP66 and NEMA 4X\* certified with all configurations of grommets
- ▶ Strain relief according to EN 62444
- ▶ Sturdy construction IK10
- ▶ Overmolded gasket acc. to UL94-V0
- ▶ ATEX version on request (see group 7)
- ▶ Threaded inserts version on request



Model	Code	Some possible configurations	Max. cut-out [mm]	Pcs /pack
DES L4	1731010004		86 x 18	10
DES L5	1731010005		112 x 18	
<b>Upon request:</b>	<b>1731991010</b>	<b>Set of 2 mounting screws in AISI304 with Black Dacromet finishing</b>		

The DES L4/L5 cable entry system consists of a splittable frame designed to accommodate small (SPP) grommets for cables with or without connectors.

With all combinations of grommets, single, double, quadruple, the IP66 and NEMA 4X\* are guaranteed.

The overmolded gasket guarantees faster installation times and the complete V0 self-extinguishing of the system.

### Technical data

**Material:** PP+GF

**Flammability:** self-extinguishing acc. to UL94-V0

**Temperature:** -40°C... +155°C (static)

**Features:** halogens and silicones free

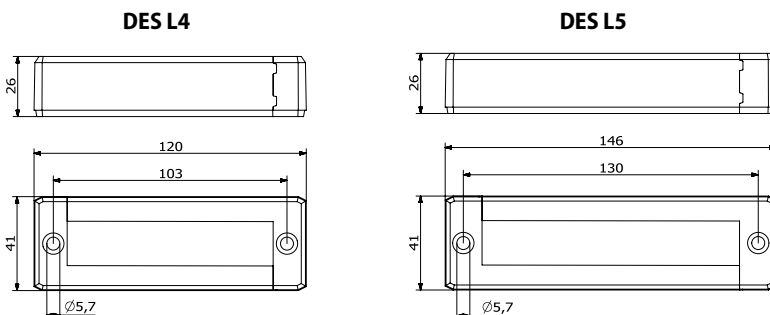
### Related products

SPP grommets (from page 43)

HY360 hydraulic punch driver (page 129)

DES caps (page 58)

### Dimensions [mm]



\* Indoor only





## Splittable frame with threaded inserts

- ▶ Flat surface without dirt deposit
- ▶ **Rear installation with M4 threaded inserts**
- ▶ IP66 and NEMA 4X\* certified with all configurations of grommets
- ▶ Strain relief according to EN 62444
- ▶ Sturdy construction IK10
- ▶ Overmolded gasket acc. to UL94-V0



M4 threaded inserts



Model	Code	Example	Max. cut-out [mm]	Pcs /pack
DES L2 FT	1731410002		40x18	10
DES L3 FT	1731410003		63x18	
DES L4 FT	1731410004		86x18	
DES L5 FT	1731410005		112x18	
DES Q FT	1731410008		40x39	
DES 10 FT	1731410010		63x39	
DES 16 FT	1731410016		86x39	
DES 24 FT	1731410024		112x39	

The DES FT splittable frames are equipped with threaded inserts and with front taps which allow the installation on the rear part of the panel and keep the front part clean avoiding dirt accumulation.

All the other technical data of the DES FT frames are exactly the same of DES Series.

### Technical data

**Material:** PP+GF

**Flammability:** self-extinguishing acc. to UL94-V0

**Temperature:** -40°C... +155°C (static)

**Features:** halogens and silicones free

### Related products

SPP grommets (from page 43)

SPG grommets (from page 49)

DES Cover (page 24)

DES Flap (page 25)

HY360 hydraulic punch driver (page 129)

PF/PFX cable entry system plates (from page 130)

DES caps (page 58)

1

\* Indoor only






# DES 24-90



## Splittable frame for cables with and without connectors

- ▶ 90° cable entry
- ▶ Multiple configurations in the same frame
- ▶ Frame screws in AISI304 Stainless Steel
- ▶ IP54
- ▶ Strain relief according to EN 62444
- ▶ Sturdy construction IK10



Model	Code	Some possible configurations	Max. cut-out [mm]	Pcs /pack
DES 24-90	1731010124		112 x 39	10

The 90° cable entry system DES24-90 is used when the machinery construction does not allow the straight cables entrance, or when a nice design is requested.

This cable entry system is suitable for both cables with or without connectors and corrugated conduits, or a mix of them. The grommets can be freely accommodated into the frame.

### Technical data

**Material:** PP+GF

**Flammability:** self-extinguishing acc. to UL94-V0

**Temperature:** -40°C... +155°C (static)

**Features:** halogens and silicones free

### Related products

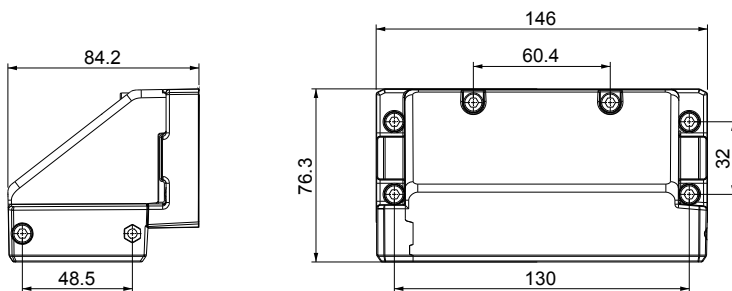
SPP grommets (from page 43)

SPG grommets (from page 49)

DES Cover (page 24)

HY360 hydraulic punch driver (page 129)

### Dimensions [mm]



IP54

NEMA 12

UL TYPE 12



ECOLAB




IK10



## Splittable frame for cables with and without connectors

- ▶ Multiple configurations with small and big grommets
- ▶ Frame screws in AISI304 Stainless Steel
- ▶ External gasket included
- ▶ Strain relief according to EN 62444
- ▶ Sturdy construction IK10
- ▶ Threaded inserts version on request



Model	Code	Some possible configurations	Max. cut-out [mm]	Pcs /pack
DES 24M	1731010224		114 x 40	10
Upon request:	1731991020	Set of 4 mounting screws in AISI304 with Black Dacromet finishing		

The DES 24M splittable frame allow up to 40 cables with or without connector or one or two cables up to 35mm diameter to pass through electric cabinet or machines walls.

The small and big grommets can be freely positioned inside the frame.

The DES 24M frame is the base structure for the expandable MX version.

### Technical data

**Material:** PP+GF

**Flammability:** self-extinguishing acc. to UL94-V0

**Temperature:** -40°C... +155°C (static)

**Features:** halogens and silicones free

### Related products

SPP grommets (from page 43)

SPG grommets (from page 49)

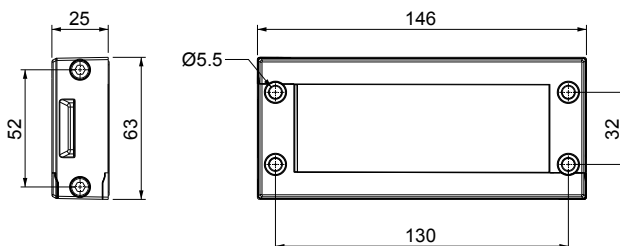
DES Cover (page 24)

HY360 hydraulic punch driver (page 129)

PF/PFX cable entry system plates (from page 130)

DES caps (page 58)

### Dimensions [mm]







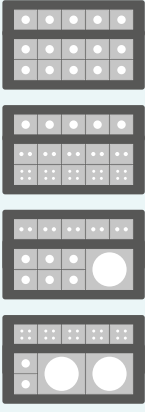
# DES 24MX15



## Splittable frame for cables with and without connectors

- ▶ Multiple configurations in the same frame
- ▶ Frame screws in AISI304 Stainless Steel
- ▶ Degree of protection IP54
- ▶ Strain relief acc. to EN 62444
- ▶ Sturdy construction IK10
- ▶ External gasket included
- ▶ Threaded inserts version on request



Model	Code	Some possible configurations	Dimensions L x H [mm]	Max. cut-out. [mm]	Pz x conf.
 DES 24MX15	1731010215		146 x 95,4	114 x 70	1
<b>Upon request:</b>	1731991020	<b>Set of 4 mounting screws in AISI304 with Black Dacromet finishing</b>			

The DES 24MX15 splittable frame allow up to 60 cables with or without connector or one or two cables up to 35mm diameter to pass through electric cabinet or machines walls.

The small and big grommets can be freely positioned inside the frame.

The DES 24MX15 is closed thanks to three stainless steel screws on the right side.

### Technical data

**Material:** PP+GF

**Flammability:** self-extinguishing acc. to UL94-V0

**Temperature:** -40°C... +155°C (static)

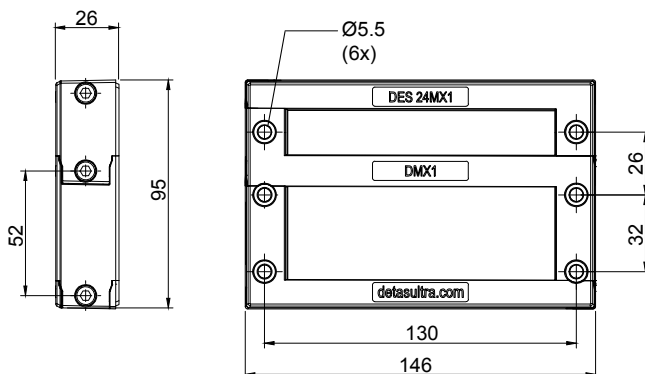
**Features:** halogens and silicones free

### Related products

SPP grommets (from page 43)

SPG grommets (from page 49)

### Dimensions [mm]



IP54

NEMA 12



ECOLAB











IK10



## Modular frames for cables with and without connectors

- ▶ Multiple configurations with small and big grommets
- ▶ Frame screws in AISI304 Stainless Steel
- ▶ IP54
- ▶ Strain relief according to EN 62444
- ▶ Sturdy construction IK10
- ▶ External gasket included



Model	Code	Some possible configurations per module	Dimensions L x H [mm]	Max. cut-out [mm]	Pcs /pack
 DES 24MX2	1731010252		146 x 115	114 x 92	1
 DES 24MX3	1731010253				
 DES 24MX4	1731010254		146 x 166	114 x 144	
					
Other models upon request					

Upon request:	1731991020	Set of 4 mounting screws in AISI304 with Black Dacromet finishing
---------------	------------	---

The DES 24MX splittable frames family is a modular solution for installations where a big quantity of cables need to be routed through electrical cabinets walls or machines.

This solution is not only modular but it is also a general solution that can be adopted as main cables entrance. Both cables with or without connector can be routed (40 for each module) and future updates can easily be organized in the cheapest and fastest way.

### Technical data

**Material:** PP+GF

**Flammability:** self-extinguishing acc. to UL94-V0

**Temperature:** -40°C... +155°C (static)

**Features:** halogens and silicones free

### Related products

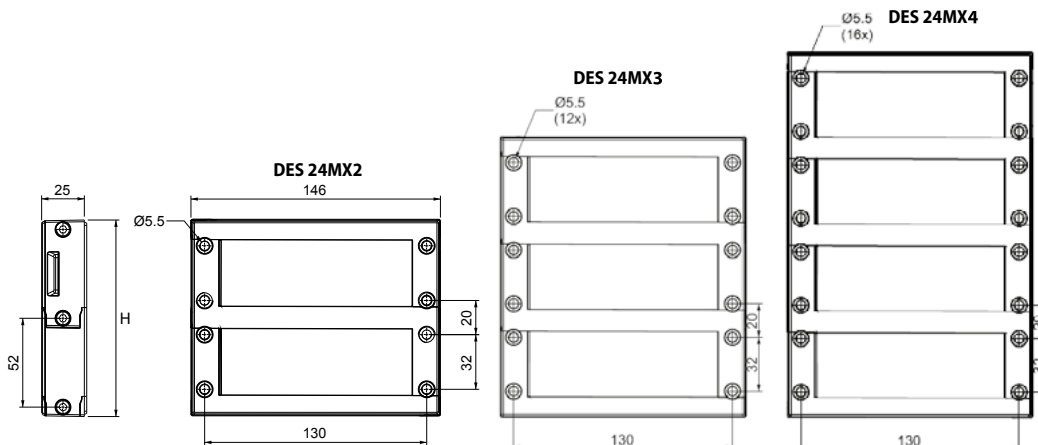
SPP grommets (from page 43)

SPG grommets (from page 49)

PF/PFX cable entry system plates (from page 130)

DES caps (page 58)

### Dimensions [mm]



IP54

NEMA 12



ECOLAB



IK10




# DES 16M



## Splittable frame for cables with and without connectors

- ▶ Multiple configurations with small and big grommets
- ▶ Frame screws in AISI304 Stainless Steel
- ▶ External gasket included
- ▶ Strain relief according to EN 62444
- ▶ Sturdy construction IK10
- ▶ Threaded inserts version on request



Model	Code	Some possible configurations	Max. cut-out [mm]	Pcs /pack
DES 16M	1731010216		86 x 40	10
Upon request:	1731991020	Set of 4 mounting screws in AISI304 with Black Dacromet finishing		

The DES 16M splittable frame allow up to 32 cables with or without connector or one or two cables up to 35mm diameter to pass through electric cabinet or machines walls.

The small and big grommets can be freely positioned inside the frame.

The DES 16M frame is the base structure for the expandable MX version.

### Technical data

**Material:** PP+GF

**Flammability:** self-extinguishing acc. to UL94-V0

**Temperature:** -40°C... +155°C (static)

**Features:** halogens and silicones free

### Related products

SPP grommets (from page 43)

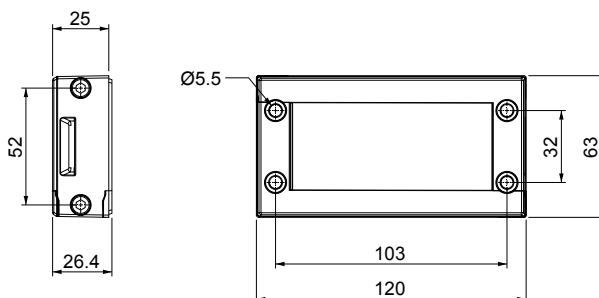
SPG grommets (from page 49)

DES Cover (page 24)

HY360 hydraulic punch driver (page 129)

DES caps (page 58)

### Dimensions [mm]



IP54

NEMA 12



ECOLAB




IK10




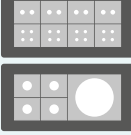

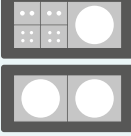




## Modular frames for cables with and without connectors

- ▶ Multiple configurations with small and big grommets
- ▶ Frame screws in AISI304 Stainless Steel
- ▶ IP54
- ▶ Strain relief according to EN 62444
- ▶ Sturdy construction IK10
- ▶ External gasket included



Model	Code	Some possible configurations per module	Dimensions L x H [mm]	Max. cut-out [mm]	Pcs /pack
 DES 16MX2	1731010262		120 x 115	86 x 92	1
 DES 16MX3	1731010263		120 x 167	86 x 144	
 DES 16MX4	1731010264		120 x 219	86 x 196	

Other models upon request

Upon request:	1731991020	Set of 4 mounting screws in AISI304 with Black Dacromet finishing
---------------	------------	---

The DES 16MX splittable frames family is a modular solution for installations where a big quantity of cables need to be routed through electrical cabinets walls or machines.

This solution is not only modular but it is also a general solution that can be adopted as main cables entrance. Both cables with or without connector can be routed (32 for each module) and future updates can easily be organized in the cheapest and fastest way.

### Technical data

**Material:** PP+GF

**Flammability:** self-extinguishing acc. to UL94-V0

**Temperature:** -40°C... +155°C (static)

**Features:** halogens and silicones free

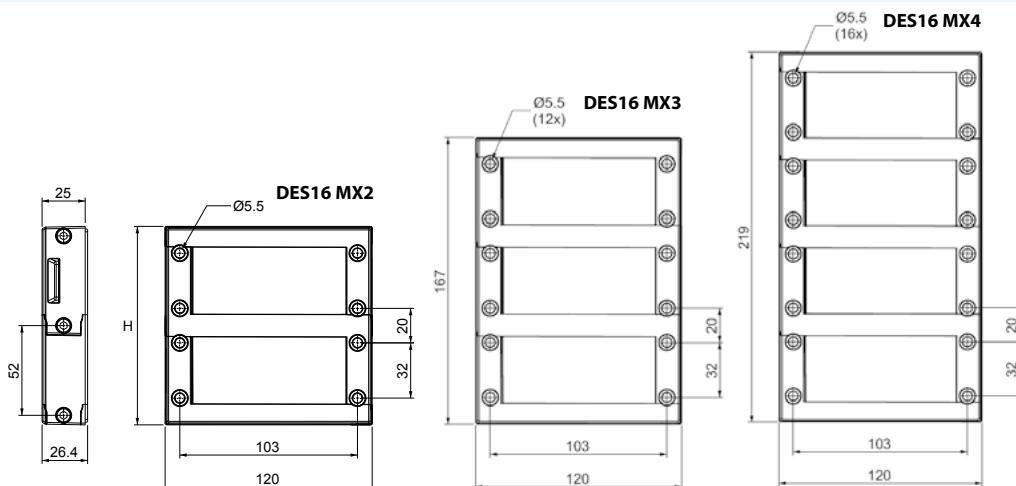
### Related products

SPP grommets (from page 43)

SPG grommets (from page 49)

DES caps (page 58)

### Dimensions [mm]



IP54

NEMA 12



ECOLAB



IK10



# DES 24 CLICK



## Splittable frame for cables with and without connectors

- ▶ For small and big grommets
- ▶ Without screws, snap closing
- ▶ Strain relief according to EN 62444
- ▶ Compact size
- ▶ IP54
- ▶ External gasket acc. to UL94-V0 included
- ▶ Threaded inserts version on request
- ▶ UL94-V0 for both grey and black grommets



Model	Code	Some possible configurations	Max. cut-out [mm]	Pcs /pack
DES 24 CLICK	1731010324		112 x 36	10
Upon request:	1731991020	Set of 4 mounting screws in AISI304 with Black Dacromet finishing		

The DES 24 CLICK splittable frame allows to accommodate up to 40 cables with or without connectors with diameters from 2 to 31 mm. The frame closing is made through two side hooks. Despite the absence of screws, the mechanical seal on the cable is perfect. The frame accepts 10 small grommets or 1 big grommet and 6 small grommets.

### Technical data

**Material:** PC+GF

**Flammability:** self-extinguishing acc. to UL94-V0

**Temperature:** -40°C... +155°C (static)

**Features:** halogens and silicones free

### Related products


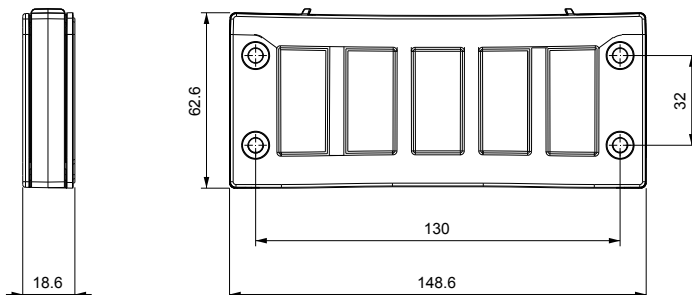
SPC grommets (page 39)

SPL grommets (from pages 41)

HY360 hydraulic punch driver (page 129)

PF/PFX cable entry system plates (from page 130)

### Dimensions [mm]



IP54

NEMA 12

ECOLAB



IK10



## Splittable frame for cables with and without connectors

- ▶ For small and big grommets (same frame)
- ▶ Without screws, snap closing
- ▶ Strain relief according to EN 62444
- ▶ Compact size
- ▶ IP54
- ▶ External gasket acc. to UL94-V0 included
- ▶ Threaded inserts version on request
- ▶ UL94-V0 for both grey and black grommets



Model	Code	Some possible configurations	Max. cut-out [mm]	Pcs /pack
DES 16 CLICK	1731010316		86 x 36	10
Upon request:	1731991020	Set of 4 mounting screws in AISI304 with Black Dacromet finishing		

The DES 16 CLICK splittable frame allows to accommodate up to 32 cables with or without connectors with diameters from 2 to 32 mm. The frame closing is made through two side hooks. Despite the absence of screws, the mechanical seal on the cable is perfect. The frame accepts 8 small grommets or 1 big grommet and 4 small grommets.

### Technical data

**Material:** PC+GF

**Flammability:** self-extinguishing acc. to UL94-V0

**Temperature:** -40°C... +155°C (static)

**Features:** halogens and silicones free

### Related products

SPC grommets (page 39)


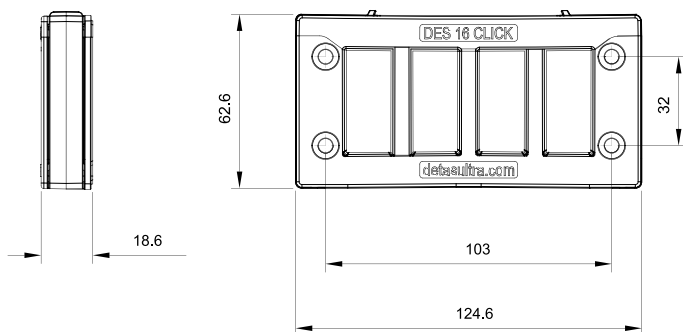
SPL grommets (from pages 41)

HY360 hydraulic punch driver (page 129)

PF/PFX cable entry system plates (from page 130)

1

### Dimensions [mm]





# DES 10 CLICK



## Splittable frame for cables with and without connectors

- ▶ For small and big grommets (same frame)
- ▶ Without screws, snap closing
- ▶ Strain relief according to EN 62444
- ▶ Compact size
- ▶ IP54
- ▶ External gasket acc. to UL94-V0 included
- ▶ Threaded inserts version on request
- ▶ UL94-V0 for both grey and black grommets



Model	Code	Some possible configurations	Max. cut-out [mm]	Pcs /pack
DES 10 CLICK	1731010310		63 x 36	10
Upon request:	1731991020	Set of 4 mounting screws in AISI304 with Black Dacromet finishing		

The DES 10 CLICK splittable frame allows to accommodate up to 24 cables with or without connectors with diameters from 2 to 32 mm. The frame closing is made through two side hooks. Despite the absence of screws, the mechanical seal on the cable is perfect. The frame accepts 6 small grommets or 1 big grommet and 2 small grommets.

### Technical data

**Material:** PC+GF

**Flammability:** self-extinguishing acc. to UL94-V0

**Temperature:** -40°C... +155°C (static)

**Features:** halogens and silicones free

### Related products


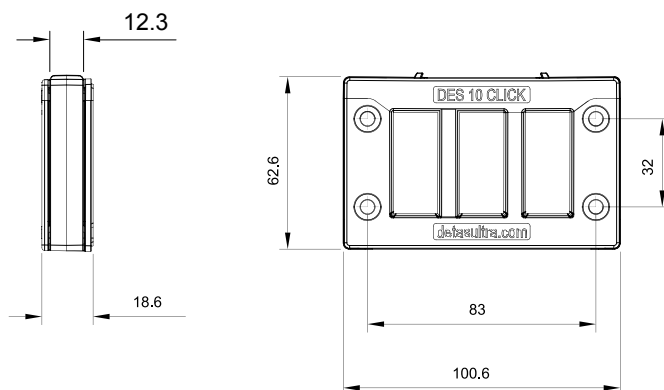
SPC grommets (page 39)

SPL grommets (from pages 41)

HY360 hydraulic punch driver (page 129)

PF/PFX cable entry system plates (from page 130)

### Dimensions [mm]



IP54

NEMA 12

ECOLAB




RoHS COMPLIANT

IK10



## Splittable frame for cables with and without connectors

- ▶ For small and big grommets (same frame)
- ▶ Without screws, snap closing
- ▶ Strain relief according to EN 62444
- ▶ Compact size
- ▶ IP54
- ▶ External gasket acc. to UL94-V0 included
- ▶ Threaded inserts version on request
- ▶ UL94-V0 for both grey and black grommets



Model	Code	Some possible configurations	Max. cut-out [mm]	Pcs /pack
DES Q CLICK	1731010308		40 x 36	10
Upon request:	1731991020	Set of 4 mounting screws in AISI304 with Black Dacromet finishing		

The DES Q CLICK splittable frame allows to accommodate up to 16 cables with or without connectors with diameters from 2 to 32 mm. The frame closing is made through two side hooks. Despite the absence of screws, the mechanical seal on the cable is perfect. The frame accepts 4 small grommets or 1 big grommet.

### Technical data

**Material:** PC+GF

**Flammability:** self-extinguishing acc. to UL94-V0

**Temperature:** -40°C... +155°C (static)

**Features:** halogens and silicones free

### Related products

SPC grommets (page 39)


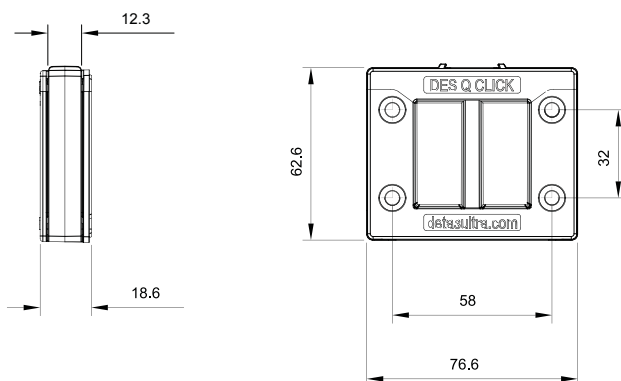
SPL grommets (from pages 41)

HY360 hydraulic punch driver (page 129)

PF/PFX cable entry system plates (from page 130)

1

### Dimensions [mm]







# DES 380M



## Modular frames for big diameter cables or corrugates tubes

- ▶ Fast and easy fixing of big diameter cables and corrugated pipes
- ▶ Diameters from 36 to 65 mm
- ▶ Free installation on 4 sides
- ▶ IP54
- ▶ Sturdy construction IK10
- ▶ No need of gasket
- ▶ AISI 304 screws



Model	Code	Dimensions L x H [mm]	Max. cut-out [mm]	Pcs /pack
DES 380M 	1731010270	116 x 116	72 x 72	1

The DES 380 splittable frame family includes the DES 380M and MX and is a modular solution for big size cables and corrugated pipes installations on electrical cabinets or machinery.

The system allows cable or corrugated pipes with diameter from 36 to 66 mm diameter to be secured in the cabinet entrance with fast and strain relief fixing.

The DES 380M is the base product for increasing the number of cables thanks to the modular capabilities of the 380 MX system.

### Technical data

**Material:** PP+GF

**Flammability:** self-extinguishing acc. to UL94-V0

**Temperature:** -40°C... +155°C (static)


**Features:** halogens and silicones free

### Related products

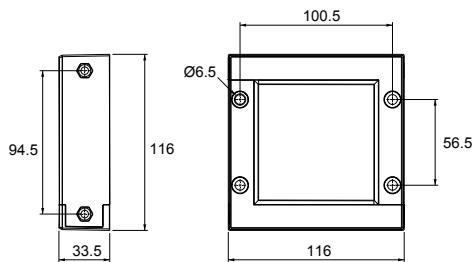
SPH grommets (page 57)

PF/PFX cable entry system plates (from page 130)

1



### Dimensions [mm]



IP54

NEMA 12



ECOLAB

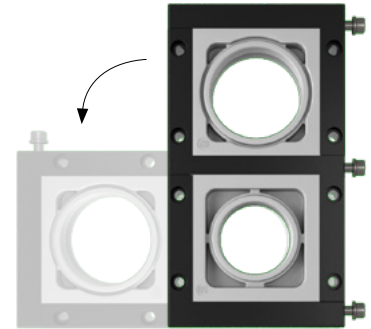





IK10



## Modular frames for big diameter cables or corrugates tubes

- ▶ Fast and easy fixing of big diameter cables and corrugated pipes
- ▶ Modular system
- ▶ Diameters from 36 to 65 mm
- ▶ Horizontal or vertical installation
- ▶ IP54
- ▶ No need of gasket
- ▶ AISI 304 screws



Model	Code	Dimensions L x H [mm]	Max. cut-out [mm]	Pcs /pack
DES 380MX2 	1731010272	210,5 x 116	166,5 x 72	1
DES 380MX3 	1731010273	305 x 116	261 x 72	
DES 380MX4 	1731010274	399,5 x 116	355,5 x 72	

Other models upon request

The splittable DES 380MX frames are used for routing big diameter cables and corrugated pipes through electric, machinery or main cabinets.

The solution is modular meaning that the customer can buy the 4 frames solution for using them for 4 or less cables. Then he can add an accessory and increase easily the number of cables limitless.

### Technical data

**Material:** PP+GF

**Flammability:** self-extinguishing acc. to UL94-V0

**Temperature:** -40°C... +155°C (static)

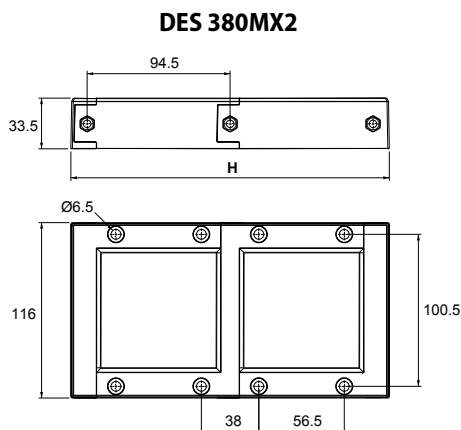
**Features:** halogens and silicones free

### Related products

SPH grommets (page 57)

PF/PFX cable entry system plates (from page 130)

### Dimensions [mm]





# DES COVER



## Sealing plates for DES series

- ▶ Fast installation
- ▶ Gasket acc. to UL94-V0 included
- ▶ Same holes position of the DES Systems
- ▶ IP66



Model	Code	Dimensions [mm]		Pcs /pack
		L1	L2	
DES COVER 24	1731032024	146	130	10
DES COVER 16	1731032016	120	103	
DES COVER 10	1731032010	99	83	
DES COVER Q	1731032008	74	58	
Upon request:	1731991020	Set of 4 mounting screws in AISI304 with Black Dacromet finishing		

The DES COVER plates allow to protect the unused gaps in the cabinet, avoiding contact with the outer environment.

### Technical data

**Material:** PP+GF

**Flammability:** self-extinguishing acc. to UL94-V0

**Temperature:** -40°C... +155°C (static)

**Features:** halogens and silicones free

### Related products

DES 24

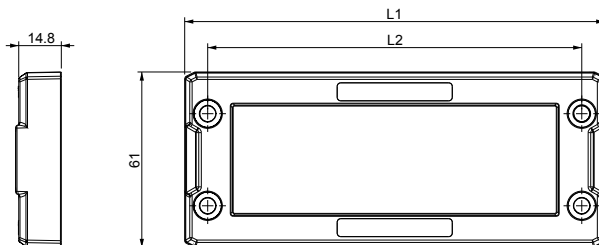
DES 16

DES 10

DES Q

1

### Dimensions [mm]



IP66

NEMA 12

ECOLAB

UL94-V0

UV ISO 4892-2A

RoHS COMPLIANT





## Fast fixing solution for DES splittable frames

- ▶ Snap fixing for the DES Series
- ▶ Gasket included
- ▶ Same holes position of the DES Systems
- ▶ IP54



Model	Code	Dimensions [mm]		Max. cut-out [mm]	Pcs /pack
		L1	L2		
DES FLAP 24	1731031024	153	130	112 x 39	10
DES FLAP 16	1731031016	127	103	86 x 39	
DES FLAP 10	1731031010	106	83	63 x 39	
DES FLAP Q	1731031008	81	58	40 x 39	

The DES FLAP solution enables the DES 24, 16, 10 and Q frames to be installed with a quick snap-in connection.

The FLAP frame, once installed, hooks over the split frame and is the best solution for a flexible installation. Enclosures can be later inspected quickly and easily be dismantled.

### Technical data

**Material:** PP+GF

**Flammability:** self-extinguishing acc. to UL94-V0

**Temperature:** -40°C... +155°C (static)

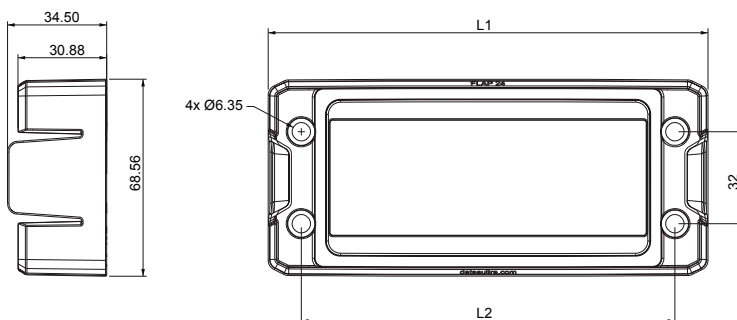
**Features:** halogens and silicones free

### Related products

- DES 24
- DES 16
- DES 10
- DES Q
- DES Cover (page 24)
- PF cable entry system plates (page 130)

1

### Dimensions [mm]





# DES FLAP CLICK



## Fast fixing solution for DES CLICK splittable frames

- ▶ Snap fixing for the DES Series
- ▶ Gasket acc. to UL94-V0 included
- ▶ Same holes position of the DES Systems
- ▶ IP54

**NEW**



Model	Code	Dimensions [mm]		Max. cut-out [mm]	Pcs /pack
		L1	L2		
DES FLAP 24 CLICK	1731010424	156,6	68,1	112 x 39	10
DES FLAP 16 CLICK	1731010416	132,6	68,1	86 x 39	
DES FLAP 10 CLICK	1731010410	109	68,1	63 x 39	
DES FLAP Q CLICK	1731010408	84,6	68,1	40 x 39	

The DES FLAP CLICK solution enables the DES 24, 16, 10 Q CLICK frames to be installed with a quick snap-in connection.

The FLAP CLICK frame, once installed, hooks over the split frame and is the best solution for a flexible installation.

Enclosures can be inspected quickly and easily.

### Technical data

**Material:** PC+GF

**Flammability:** self-extinguishing acc. to UL94-V0

**Temperature:** -40°C... +155°C (static)

**Features:** halogens and silicones free

### Related products

DES 24 CLICK

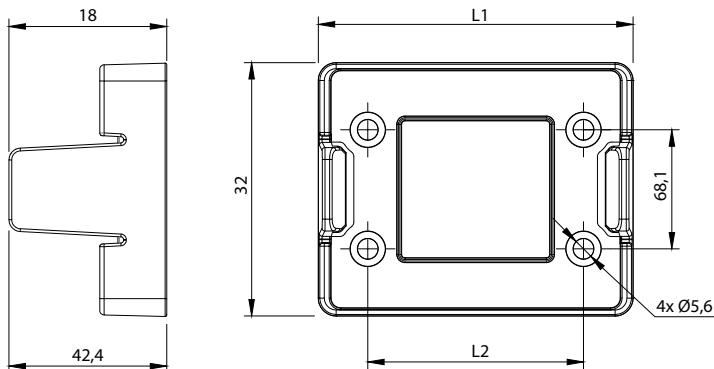
DES 16 CLICK

DES 10 CLICK

DES Q CLICK

1

### Dimensions [mm]



IP54

NEMA 12

UL TYPE 12

ECOLAB



# Divisible cable glands

## OSF

Snap mounting no screws



**Versions with or without locknut**

**90° cable entry version**

M16 / M20 / M25 / M32 / M40 / M50

**IP54**

For SPC / SPL grommets



## DESCCLICK

Snap mounting no screws

**With locknut**

M20 / M25 / M32 / M50

**IP54**

For SPP / SPG grommets

## DESPRED

AISI316L Dacromet screws


**With Locknut**

M25 / M32 / M63

Up to 16 cables

IP66 - NEMA 4X


For SPP/SPG grommets





## Divisible cable glands with locknut

- ▶ Metric sizes
- ▶ Without screws
- ▶ IP54
- ▶ Locknut and gasket included
- ▶ Available colors: grey and black



Model	Code	Max. grommet sizes			Cut-out Ø [mm]	Pcs /pack
		● ●	● ● ● ●	● ● ● ● ● ●		
OSF 16G	1731052316	SPC 10	SPC 2x4	SPC 4x4	16,5	10
OSF 20G	1731052320	SPC 14	SPC 2x5	SPC 4x5	20,5	
OSF 25G	1731052325	SPC 14	SPC 2x7	SPC 4x6	25,5	
OSF 32G	1731052332	SPC 14	SPC 2x7	SPC 4x6	32,5	
OSF 16B	1731052416	SPC 10	SPC 2x4	SPC 4x4	16,5	
OSF 20B	1731052420	SPC 14	SPC 2x5	SPC 4x5	20,5	
OSF 25B	1731052425	SPC 14	SPC 2x7	SPC 4x6	25,5	
OSF 32B	1731052432	SPC 14	SPC 2x7	SPC 4x6	32,5	

OSF is a divisible cable gland with metric thread especially designed for cables with connectors. The compact size and nice design are just a few of the countless advantages of the OSF Family. OSF can be equipped with SPC grommets with single or multiple holes for both black and grey UL94V0 colors.

### Technical data

**Material:** PC

**Flammability:** self-extinguishing acc. to UL94-V0

**Temperature:** -40°C... +130°C (static)

**Features:** halogens and silicones free

### Related products


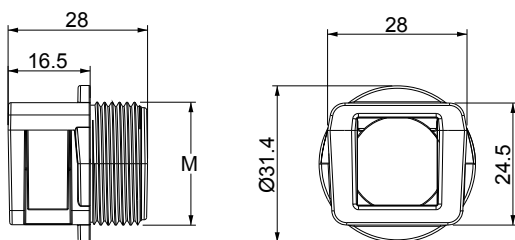
Divisible locknuts (page 37-38)

SPC grommets (page 39)

OSF EMC (page 119)

HY360 hydraulic punch driver (page 129)

### Dimensions [mm]



IP54

NEMA 12



IK10



## Divisible cable gland with locknut

- ▶ M40 metric size
- ▶ Without screws
- ▶ IP54
- ▶ Locknut and gasket included
- ▶ Available colors: grey and black



Model	Code	Max. grommet sizes			Cut-out Ø [mm]	Pcs /pack
OSF40G	1731052340	SPC 14	SPC 2x7	SPC 4x6	40,5	10
OSF40B	1731052440	SPC 14	SPC 2x7	SPC 4x6		

### Some possible configurations



OSF 40 is a divisible cable gland with metric thread especially designed for cables with connectors.

Is it possible to route up to 8 cables with connectors.

OSF 40 can be equipped with SPC grommets with single or multiple holes for both black and grey UL94V0 colors.

### Technical data

**Material:** PC

**Flammability:** self-extinguishing acc. to UL94-V0

**Temperature:** -40°C... +130°C (static)

**Features:** halogens and silicones free


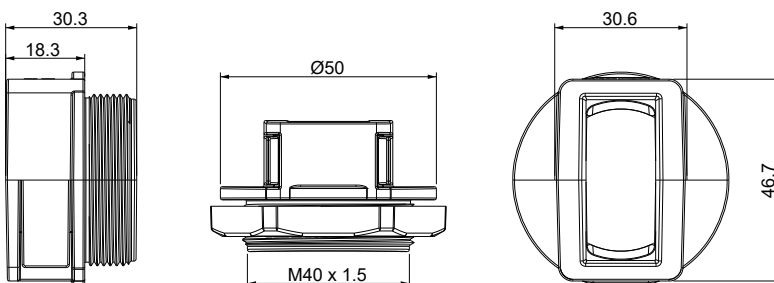
### Related products

SPC grommets (page 39)

HY360 hydraulic punch driver (page 129)

Divisible locknuts (page 37-38)

### Dimensions [mm]






# OSF50



## Divisible cable gland with locknut

**NEW**

- ▶ M50 metric size
- ▶ Without screws
- ▶ IP54
- ▶ Locknut and gasket included
- ▶ Suitable for small or big grommets
- ▶ Available colors: grey and black



Model	Code	Max. grommet sizes			Cut-out Ø [mm]	Pcs pack
		SPC 14	SPC 2x6	SPC 4x6		
OSF50G	1731052350				50,5	10
OSF50B	1731052450					

Some possible configurations

OSF 50 is a divisible cable gland with metric thread especially designed for cables with connectors.

Is it possible to route up to 16 cables with connectors.

OSF 50 can be equipped in the same frame with SPC grommets with single or multiple holes from 2 to 14 mm diameter or with SPL grommets from 12 to 29 mm diameter. Both black and grey frame and grommets comply with UL94V0.

### Technical data

**Material:** PC

**Flammability:** self-extinguishing acc. to UL94-V0

**Temperature:** -40°C... +130°C (static)

**Features:** halogens and silicones free

### Related products


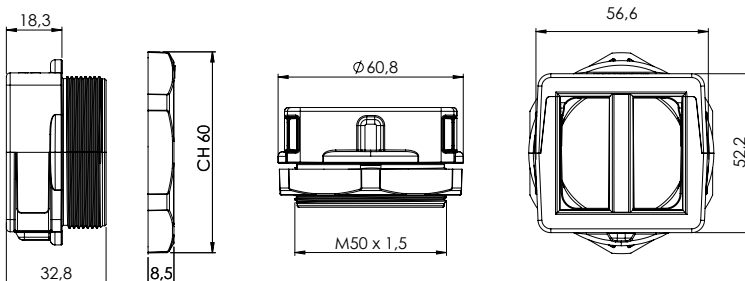
SPC grommets (page 39)

SPL grommets (page 41)

HY360 hydraulic punch driver (page 129)

Divisible locknuts (page 37-38)

### Dimensions [mm]



IP54

NEMA 12



ISO 4892-2A




IK10



## Divisible cable glands with 90° entry

- ▶ 90° cable entry system
- ▶ Without screws
- ▶ IP54
- ▶ Locknut included
- ▶ Available colors: grey and black



Model	Code	Max. grommet sizes			Cut-out Ø [mm]	Pcs /pack
OSF90 16G	1731052916	SPC 10	SPC 2x4	SPC 4x4	16,5	10
OSF90 20G	1731052920	SPC 10	SPC 2x5	SPC 4x5	20,5	
OSF90 25G	1731052925	SPC 10	SPC 2x7	SPC 4x6	25,5	
OSF90 32G	1731052932	SPC 10	SPC 2x7	SPC 4x6	32,5	
OSF90 16B	1731052917	SPC 10	SPC 2x4	SPC 4x4	16,5	
OSF90 20B	1731052921	SPC 10	SPC 2x5	SPC 4x5	20,5	
OSF90 25B	1731052926	SPC 10	SPC 2x7	SPC 4x6	25,5	
OSF90 32B	1731052933	SPC 10	SPC 2x7	SPC 4x6	32,5	

Cable bend radius max. 20 mm

OSF90 is a 90° divisible cable gland with metric thread especially designed for cables with connectors. The 90° entry systems nice looking gives more "design" to the machine or cabinet.

The compact size and nice design are only few advantages of the OSF Family.

OSF 90 can be equipped with SPC grommets with single or multiple holes for both black and grey UL94V0 colors.

### Technical data

**Material:** PC

**Flammability:** self-extinguishing acc. to UL94-V0

**Temperature:** -40°C... +130°C (static)

**Features:** halogens and silicones free

### Related products


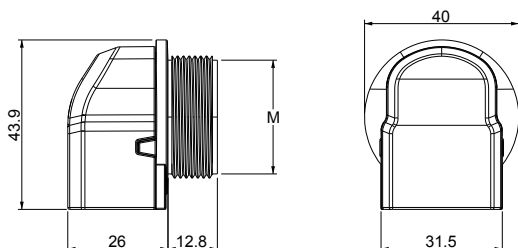
SPC grommets (page 39)

Divisible locknuts (page 37-38)

OSF EMC (pag. 119)

HY360 hydraulic punch driver (page 129)

### Dimensions [mm]






# OSF ZIP



## Divisible cable glands with snap mounting

- ▶ Without screws
- ▶ Snap mounting without locknut
- ▶ Wall thickness from 1,2 to 2 mm
- ▶ Gasket included
- ▶ IP54
- ▶ Grey or black version

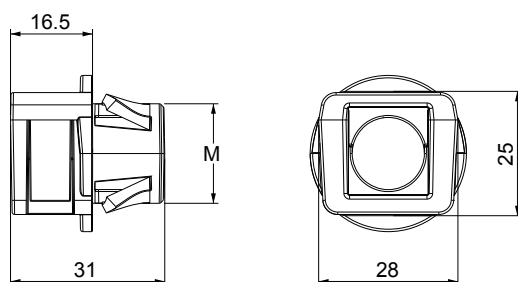


Model	Code	Max. grommet sizes			Cut-out Ø [mm]	Pcs /pack
		● ●	● ● ● ●	● ● ● ● ● ●		
OSF ZIP 16G	1731052716	SPC 10	SPC 2x4	SPC 4x4	16,5	10
OSF ZIP 20G	1731052720	SPC 14	SPC 2x5	SPC 4x5	20,5	
OSF ZIP 25G	1731052725	SPC 14	SPC 2x7	SPC 4x6	25,5	
OSF ZIP 32G	1731052732	SPC 14	SPC 2x7	SPC 4x6	32,5	
OSF ZIP 16B	1731052816	SPC 10	SPC 2x4	SPC 4x4	16,5	
OSF ZIP 20B	1731052820	SPC 14	SPC 2x5	SPC 4x5	20,5	
OSF ZIP 25B	1731052825	SPC 14	SPC 2x7	SPC 4x6	25,5	
OSF ZIP 32B	1731052832	SPC 14	SPC 2x7	SPC 4x6	32,5	

### Disassembly bracket

OSF ZH16	1731052850	
OSF ZH20	1731052851	
OSF ZH25	1731052852	
OSF ZH32	1731052853	

### Dimensions [mm]



OSF ZIP is a divisible cable gland for metric holes especially designed for cables with connectors. The installation can be made only from the front since no locknut is required.

OSF ZIP can be equipped with SPC grommets with single, double or quadruple holes from 2 to 14 mm diameter.

### Technical data

**Material:** PC

**Flammability:** self-extinguishing acc. to UL94-V0

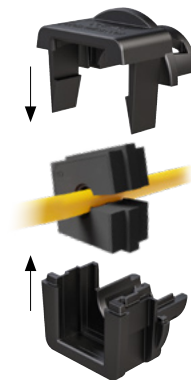
**Temperature:** -40°C... +130°C (static)

**Features:** halogens and silicones free

### Related products

SPC grommets (page 39)

HY360 hydraulic punch driver (page 129)



IP54

NEMA 12




IK10





## Divisible cable glands with locknut

- ▶ Without screws
- ▶ Metric sizes: M20, M25 and M32
- ▶ Strain relief according to EN 62444
- ▶ Sturdy construction IK10
- ▶ IP54
- ▶ Locknut and gasket included
- ▶ Grey or black version



Model	Code	Max. grommet sizes			Cut-out Ø [mm]	Pcs /pack
		● ●	● ● ● ●	● ● ● ● ● ●		
DESCCLICK 20B	1731051020	SPP 12	SPP 2x5	SPP 4x2	20,5	10
DESCCLICK 25B	1731051025	SPP 16	SPP 2x6	SPP 4x4	25,5	
DESCCLICK 32B	1731051032	SPP 16	SPP 2x7	SPP 4x6	32,5	
DESCCLICK 20G	1731051320	SPP 12	SPP 2x5	SPP 4x2	20,5	
DESCCLICK 25G	1731051325	SPP 16	SPP 2x6	SPP 4x4	25,5	
DESCCLICK 32G	1731051332	SPP 16	SPP 2x7	SPP 4x6	32,5	

DESCCLICK is a metric, divisible cable gland for cables with and without connectors. DESCCLICK works with single and multiple cable grommets ranging from 2 to 16 mm diameter.

### Technical data

**Material:** PC

**Flammability:** self-extinguishing acc. to UL94-V0

**Temperature:** -40°C... +130°C (static)

**Features:** halogens and silicones free

### Related products


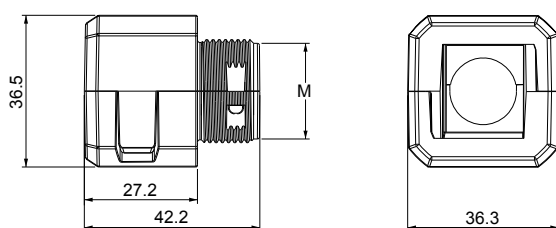
SPP grommets (from page 43)

HY360 hydraulic punch driver (page 129)

Divisible locknuts (page 37-38)

1

### Dimensions [mm]



IP54

NEMA  
12

UL TYPE  
12



UL94-V0



RoHS  
COMPLIANT

IK10



# DESCCLICK 50



## Divisible cable glands with locknut

- ▶ Without screws
- ▶ Strain relief according to EN 62444
- ▶ M50 metric size
- ▶ Sturdy construction IK10
- ▶ IP54



DESCCLICK 50 is a divisible cable gland with M50 thread. It includes the M50 nut. DESCCLICK 50 can be used for small, multiple, perforable and big grommets for cables with or without connectors.

### Technical data

**Material:** PC

**Flammability:** self-extinguishing acc. to UL94-V0

**Temperature:** -40°C... +130°C (static)

**Features:** halogens and silicones free

### Related products

SPP grommets (page 43)

SPG grommets (page 49)


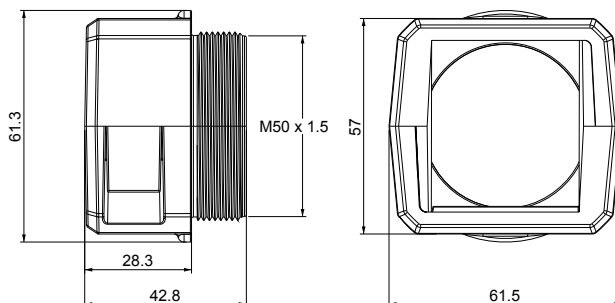
HY360 hydraulic punch driver (page 129)

Divisible locknuts (page 37-38)

Model	Code	Max. grommet sizes				Cut-out Ø [mm]	Pcs /pack
		SPP 15	SPP 2x6	SPP 4x3	SPG 34		
DESCCLICK 50B	1731051050					50,5	10
DESCCLICK 50G	1731051350					50,5	10

Some possible configurations

### Dimensions [mm]



IP54

NEMA  
12

UL TYPE  
12



UL94-V0




RoHS  
COMPLIANT

IK10



## Divisible cable glands with locknut

- ▶ Frame screws in AISI304 Stainless Steel with Black Dacromet finishing
- ▶ M25, M32 and M63 metric sizes
- ▶ IP66 and NEMA 4X\* certified
- ▶ Strain relief according to EN 62444
- ▶ Sturdy construction IK10
- ▶ Integrated gasket
- ▶ ATEX version on request (see group 7)



Model	Code	Some possible configurations	Cut-out Ø [mm]	Pcs /pack
DESPRED 25	1731050025		25,5	10
DESPRED 32	1731050032		32,5	
DESPRED 63	1731050063		63,5	

The DESPRED series are divisible cable glands with metric thread.

The 63 model can be used with small, multiple and large grommets for cables up to to 34 mm diameter. With multiple grommets it is possible to accommodate up to 16 cables. Future cable size changes can also be easily accommodated using various grommets.

### Technical data

**Material:** PP+GF

**Flammability:** self-extinguishing acc. to UL94-V0

**Temperature:** -40°C... +155°C (static)

**Features:** halogens and silicones free

### Related products

SPP grommets (page 43)

SPG grommets (page 49)

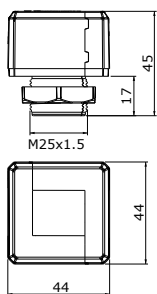
HY360 hydraulic punch driver (page 129)

Divisible locknuts (page 37-38)

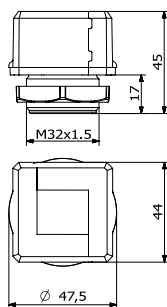
1

### Dimensions [mm]


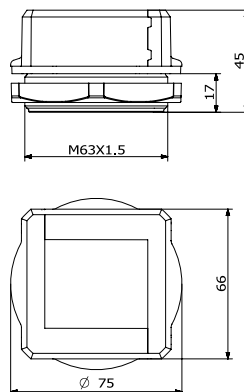
DESPRED 25



DESPRED 32



DESPRED 63



\* Indoor only



IP66

NEMA 12, 4X

UL TYPE 12, 4X



ECOLAB



IK10





# DESPRED 50-90



## Divisible cable gland with locknut - 90° entry

- ▶ Without screws
- ▶ Metric size
- ▶ Strain relief according to EN 62444
- ▶ IP54
- ▶ Sturdy construction IK10



Model	Code	Some possible configurations	Max. cut-out Ø [mm]	Pcs /pack
DESPRED 50-90	1731050250		50,5	10

DESPRED 50-90 is a M50 metric, divisible cable gland with a 90° entry. It works with small, multiple and large grommets for cables ranging from 2 to 17 mm diameter.

The multiple grommets allow to accommodate up to 16 cables. Large grommets are used with corrugated tubes.

### Technical data

**Material:** PA66+GF

**Flammability:** self-extinguishing acc. to UL94-V0

**Temperature:** -40°C... +155°C (static)

**Features:** halogens and silicones free

### Related products


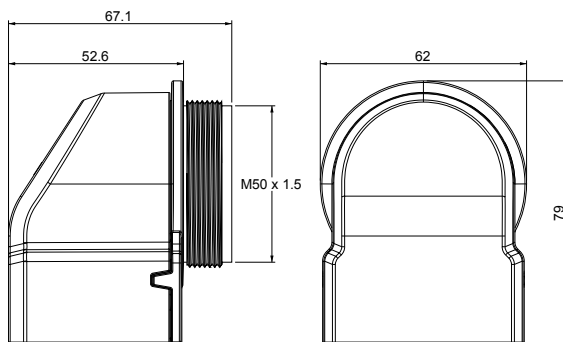
SPP grommets (page 43)

SPG grommets (page 49)

HY360 hydraulic punch driver (page 129)

1

### Dimensions [mm]



IP54

NEMA  
12

UL TYPE  
12



ECOLAB

UL94-V0



IK10



## Divisible locknuts M20, M25, M32, M40, M50, M63

**NEW**

- ▶ Divisible metric thread locknuts
- ▶ UL94-V0
- ▶ Black colour
- ▶ Recommended tightening torque 7 Nm



Model	Code	Thread	Pcs pack
DDMD M20	1731253020	M20	10
DDMD M25	1731253025	M25	
DDMD M32	1731253032	M32	
DDMD M40	1731253040	M40	
DDMD M50	1731253050	M50	
DDMD M63	1731253063	M63	

The DDMD divisible locknuts allow the pass through of connectors which are dimensionally larger than the conventional locknuts. Six sizes are available, all for metric threads.

### Technical data

**Material:** PA66

**Flammability:** self-extinguishing acc. to UL94-V0

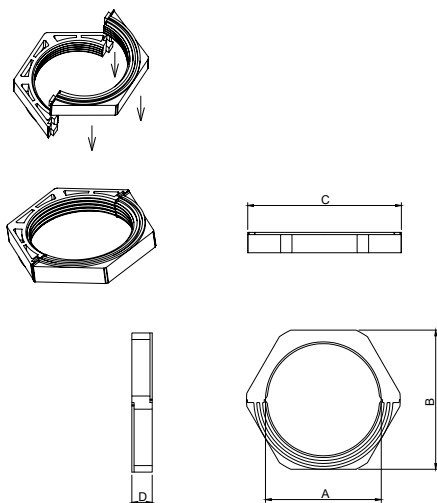
**Temperature:** -40°C... +120°C (static)

**Features:** halogens and silicones free

### Related products

- OSF
- OSF40
- OSF 90
- DESPRED
- DESPRED ZZ
- DESLICK
- DESLICK 50
- DESLICK Z

### Dimensions [mm]





# DDM SUB-D9



## SUB-D9 locknut

- ▶ Divisible metric thread locknuts, suitable to SUB-D9 connector (DVI, Profibus)
- ▶ UL94-V0
- ▶ Black colour
- ▶ Recommended tightening torque 8 Nm



Model	Code	Thread	Pcs pack
DDM SUB-D9	1731052032	Locknut M32 for SUB-D9	10

This locknut allows the pass through of SUB-D9 connectors (DVI or PROFIBUS), in the case of using a M32 cable gland, simplify machinery wiring.

Available on demand and suitable to: DESCLICK 32, DESPRED 32, DESPRED ZZ 32, OSF 32.

### Technical data

**Material:** Polyamide (PA66)

**Flammability:** self-extinguishing acc. to UL94-V0

**Temperature:** -40°C... +120°C (static)

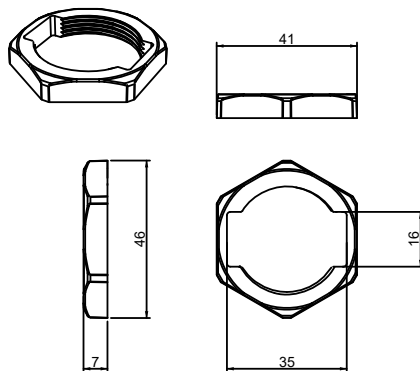
**Features:** halogens and silicones free

### Related products

OSF                    DESCLICK  
OSF 90                DESCLICK Z  
DESPRED  
DESPRED ZZ

1

### Dimensions [mm]




IK10



## Grommets single, double, quadruple for OSF Family

- ▶ Openable cable grommets for diameters from 2 to 14 mm
- ▶ "Blind" version available
- ▶ Grey and black versions
- ▶ UL94-V0 for both colors



Model	Code	Ø Cable [mm]	Model	Code	Pcs /pack
		■			
SPC 0G	1731052500	"blind"	SPC 0B	1731052600	10
SPC 2G	1731052502	2-3	SPC 2B	1731052602	
SPC 3G	1731052503	3-4	SPC3B	1731052603	
SPC 4G	1731052504	4-5	SPC 4B	1731052604	
SPC 5G	1731052505	5-6	SPC 5B	1731052605	
SPC 6G	1731052506	6-7	SPC 6B	1731052606	
SPC 7G	1731052507	7-8	SPC 7B	1731052607	
SPC 8G	1731052508	8-9	SPC 8B	1731052608	
SPC 9G	1731052509	9-10	SPC 9B	1731052609	
SPC 10G	1731052510	10-11	SPC 10B	1731052610	
SPC 11G	1731052511	11-12	SPC 11B	1731052611	
SPC 12G	1731052512	12-13	SPC 12B	1731052612	
SPC 13G	1731052513	13-14	SPC 13B	1731052613	
SPC 14G	1731052514	14-15	SPC 14B	1731052614	
		■ ■			
SPC 2x2G	1731052522	2	SPC 2x2B	1731052622	10
SPC 2x3G	1731052523	3	SPC 2x3B	1731052623	
SPC 2x4G	1731052524	4	SPC 2x4B	1731052624	
SPC 2x5G	1731052525	5	SPC 2x5B	1731052625	
SPC 2x6G	1731052526	6	SPC 2x6B	1731052626	
SPC 2x7G	1731052527	7	SPC 2x7B	1731052627	
		■ ■ ■			
SPC 4x2G	1731052532	2	SPC 4x2B	1731052632	10
SPC 4x3G	1731052533	3	SPC 4x3B	1731052633	
SPC 4x4G	1731052534	4	SPC 4x4B	1731052634	
SPC 4x4,5G	1731052537	4,5	SPC 4x4,5B	1731052637	
SPC 4x5G	1731052535	5	SPC 4x5B	1731052635	
SPC 4x6G	1731052536	6	SPC 4x6B	1731052636	

The SPC cable grommets are openable grommets which can be used into the OSF or DES "XX" CLICK series for routing preterminated cables with diameters from 2 to 14 mm.

The 2X and 4X allow multiple cables to be routed into the same cable gland.

### Technical data

**Material:** TPE

**Flammability:** self-extinguishing acc. to UL94-V0 (grey or black)

**Temperature:** -40°C... +110°C (static)

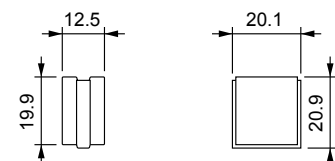
**Features:** halogens and silicones free

### Related products

- OSF                    DES 16 CLICK
- OSF 90                DES 10 CLICK
- OSF ZIP                DES Q CLICK
- DES 24 CLICK



Dimensions [mm]



1



# SPC K



## SPC grommets with extended range for cables without connectors

- ▶ Diameters from 2,5 to 14 mm
- ▶ "Blind" pierceable grommets
- ▶ Grey and black colours available
- ▶ UL94-V0 for both colours
- ▶ IP54

**NEW**



Model	Code	Ø Cable [mm]	Model	Code	Pcs /pack
SPC K0G	1731052495		SPC K0B	1731052595	10
SPC K1G	1731052550	max. 8	SPC K1B	1731052650	
SPC K2G	1731052555	max. 11	SPC K2B	1731052652	
SPC K3G	1731052560	max. 13	SPC K3B	1731052654	
SPC K4G	1731052565	max. 14	SPC K4B	1731052656	

The SPC K grommets have a dual function: they can be used as "blind" grommets for future application of single cable without connector or they can be used as single grommet for one cable without connector. The size can be chosen between 4 models from 2,5 a 14mm diameter. The "K0" model cannot be perforated. The double membrane ensures the best water and dust protection together with a remarkable strain relief function.

### Technical data

**Material:** TPE

**Flammability:** self-extinguishing acc. to UL94-V0 (grey or black)

**Temperature:** -40°C... +110°C (static)


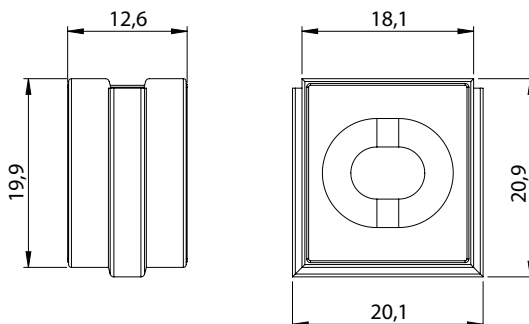
**Features:** halogens and silicones free

### Related products

- DES 24 CLICK OSF
- DES 16 CLICK OSF 90
- DES 10 CLICK OSF ZIP
- DES Q CLICK

1

### Dimensions [mm]



IP54

NEMA 12



ECOLAB








## DES grommets - large with extended range

- ▶ Large grommets for cables from 11,5 to 31 mm diameter
- ▶ Usable in CLICK frames
- ▶ "Blind" version available
- ▶ Grey and black colours available
- ▶ UL94-V0 for both colours
- ▶ IP54



Model	Code	Ø Cable min/max [mm]	Model	Code	Pcs /pack
SPL 0G	1731053000	"blind"	SPL 0B	1731053001	10
SPL 13G	1731053005	11,5-16	SPL 13B	1731053025	
SPL 17G	1731053010	16-20	SPL 17B	1731053030	
SPL 21G	1731053013	20-24	SPL 21B	1731053033	
SPL 25G	1731053015	24-28	SPL 25B	1731053035	
SPL 29G	1731053020	28-31	SPL 29B	1731053040	

The SPL cable grommets are openable grommets which can be used into the DES 24, 16, 10, Q CLICK frames for cables with diameters from 11,5 to 31 mm.

### Technical data

**Material:** TPE

**Flammability:** self-extinguishing acc. to UL94-V0 (grey or black)

**Temperature:** -40°C... +110°C (static)

**Features:** halogens and silicones free

### Related products

DES 24 CLICK

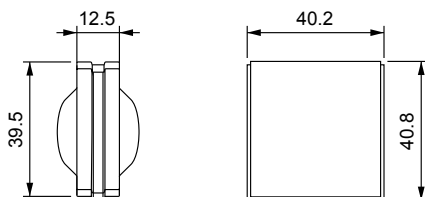
DES 16 CLICK

DES 10 CLICK

DES Q CLICK

1

### Dimensions [mm]



IP54

NEMA 12



ECOLAB





## Large multiple grommets for cables without connectors - double membrane

- ▶ Multiple grommets for high number of cables without connectors
- ▶ Grey and black colours available
- ▶ UL94-V0 for both colors
- ▶ Strain relief according to EN 62444



Model	Code	Cable nr.	Ø Cable min/max [mm]	Model	Code	Pcs /pack
SPL M4G	1731053050	4-	11/15	SPL M4B	1731053060	10
SPL M8G	1731053055	8-	6/10	SPL M8B	1731053065	
SPL M13G	1731053058	13-	4,5/6,5	SPL M13B	1731053068	

The SPL M rubber grommets allow many non-terminated cables to be routed through the DES "xx" Click family frames, taking up little space compared to the conventional cable glands.

After having slightly perforated the front membrane, the cable of the required dimensions is pushed through the wall where the second membrane allows a perfect mechanical and fluidic seal.

### Technical data

**Material:** PA66

**Flammability:** self-extinguishing acc. to UL94-V0


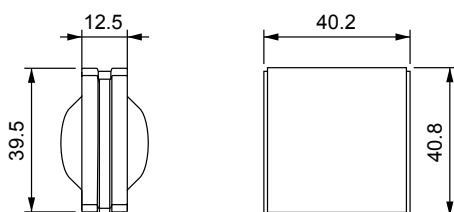
**Temperature:** -40°C... +120°C (static)

**Features:** halogens and silicones free

### Related products

- DES 24 CLICK
- DES 16 CLICK
- DES 10 CLICK
- DES Q CLICK

### Dimensions [mm]



IP54

NEMA 12



ECOLAB





## SPP grommets - small: single, double and quadruple

- ▶ Grommets for cables from 2 to 17 mm diameter
- ▶ "Blind" version available
- ▶ Grey and black colours available
- ▶ UL94-V0 for both colours
- ▶ ATEX version on request (see group 7)

Model	Code	Ø Cable [mm]	Model	Code	Pcs /pack
		■			
SPP 0G	1731020100	"blind"	SPP 0B	1731020200	10
SPP 2G	1731020102	2-3	SPP 2B	1731020202	
SPP 3G	1731020103	3-4	SPP 3B	1731020203	
SPP 4G	1731020104	4-5	SPP 4B	1731020204	
SPP 5G	1731020105	5-6	SPP 5B	1731020205	
SPP 6G	1731020106	6-7	SPP 6B	1731020206	
SPP 7G	1731020107	7-8	SPP 7B	1731020207	
SPP 8G	1731020108	8-9	SPP 8B	1731020208	
SPP 9G	1731020109	9-10	SPP 9B	1731020209	
SPP 10G	1731020110	10-11	SPP 10B	1731020210	
SPP 11G	1731020111	11-12	SPP 11B	1731020211	
SPP 12G	1731020112	12-13	SPP 12B	1731020212	
SPP 13G	1731020113	13-14	SPP 13B	1731020213	
SPP 14G	1731020114	14-15	SPP 14B	1731020214	
SPP 15G	1731020115	15-16	SPP 15B	1731020215	
SPP 16G	1731020116	16-17	SPP 16B	1731020216	
		■ ■			
SPP 2x2G	1731020304	2 x 2	SPP 2x2B	1731020404	10
SPP 2x3G	1731020306	2 x 3	SPP 2x3B	1731020406	
SPP 2x4G	1731020308	2 x 4	SPP 2x4B	1731020408	
SPP 2x5G	1731020310	2 x 5	SPP 2x5B	1731020410	
SPP 2x6G	1731020312	2 x 6	SPP 2x6B	1731020412	
SPP 2x7G	1731020314	2 x 7	SPP 2x7B	1731020414	
SPP 2x8G	1731020316	2 x 8	SPP 2x8B	1731020416	
		■ ■ ■			
SPP 4x2G	1731020318	4 x 2	SPP 4x2B	1731020418	10
SPP 4x3G	1731020320	4 x 3	SPP 4x3B	1731020420	
SPP 4x4G	1731020322	4 x 4	SPP 4x4B	1731020422	
SPP 4x5G	1731020324	4 x 5	SPP 4x5B	1731020424	
SPP 4x6G	1731020326	4 x 6	SPP 4x6B	1731020426	
		■			
SPP ASI G	1731021130	1 x ASI	-	-	10
SPP ASI2 G	1731021140	2 x ASI	-	-	



The SPP grommets enable several cables from 2 to 17 mm diameter to be installed in the DES splittable frame.

The 2X and 4X\* versions allow multiple cables in the same grommet.

### Technical data

**Material:** TPE

**Flammability:** self-extinguishing acc. to UL94-V0 (grey or black)

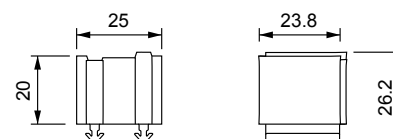
**Temperature:** -40°C... +110°C (static)

**Features:** halogens and silicones free

### Related products

DES 24	DESPRED	DES 16M
DES 16	DESCCLICK	DES 16MX
DES 10	DES 24M	
DES Q	DES 24MX	

### Dimensions [mm]




\* Indoor only



## SPP grommets with extended range

**NEW**

- ▶ For cables with or without connectors
- ▶ Multi-Range grommets for cables from 3 to 15 mm diameter
- ▶ Only 4 models covering the entire range
- ▶ Grey and black colours available
- ▶ UL94-V0 for both colours
- ▶ IP66



Double parallel membrane

Model	Code	Ø Cable min/max [mm]	Model	Code	Pcs /pack
SPP R1G	1731021200	3...6	SPP R1B	1731021210	10
SPP R2G	1731021202	6...9	SPP R2B	1731021212	
SPP R3G	1731021204	9...12	SPP R3B	1731021214	
SPP R4G	1731021206	12...15	SPP R4B	1731021216	

The openable extended range grommets of the SPP R family allow cables with or without connectors to be routed through all DES frames. Four models are available covering diameters from 3 to 15 mm (R1...R4).

The SPP R grommets improves cable grommets management at the warehouse or for any kind of after sales service.

### Technical data

**Material:** TPE

**Flammability:** self-extinguishing acc. to UL94-V0 (grey or black)

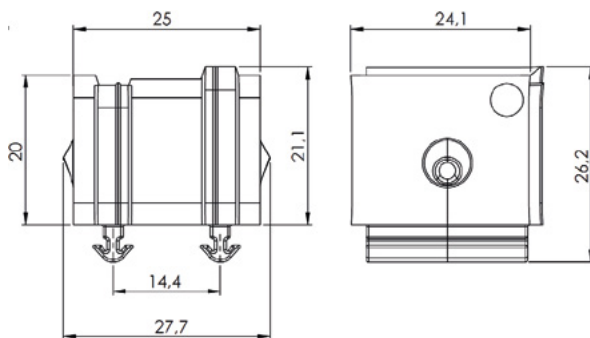
**Temperature:** -40°C... +110°C (static)

**Features:** halogens and silicones free

### Related products

DES 24	DESPRED	DES 24MX15
DES 16	DESCLICK	DES 16M
DES 10	DES 24M	DES 16MX
DES Q	DES 24MX	

### Dimensions [mm]



\* Indoor only



## SPP grommets with extended range - for cables without connectors

- ▶ Diameters from 2,5 to 16,5 mm
- ▶ "Blind" pierceable grommets
- ▶ Grey and black colours available
- ▶ UL94-V0 for both colours
- ▶ IP66
- ▶ ATEX version on request (see group 7)



Model	Code	Ø Cable min/max [mm]	Model	Code	Pcs /pack
SPP K0G	1731021100	"blind"	SPP K0B	1731023100	10
SPP K1G	1731021110	2,5/7	SPP K1B	1731023110	
SPP K2G	1731021115	4,5/10	SPP K2B	1731023115	
SPP K3G	1731021120	7,5/12,5	SPP K3B	1731023120	
SPP K4G	1731021125	9/14	SPP K4B	1731023125	
SPP K5G	1731021127	12/16,5	SPP K5B	1731023127	

The SPP K grommets have a dual function: they can be used as "blind" grommets for future application of single cable without connector or they can be used as single grommet for one cable without connector.

The size can be chosen between 4 models from 2,5 a 16,5 mm diameter.

The double membrane ensures the best water and dust protection together with a great strain relief function.

### Technical data

**Material:** TPE

**Flammability:** self-extinguishing acc. to UL94-V0 (grey or black)


**Temperature:** -40°C... +110°C (static)

**Features:** halogens and silicones free


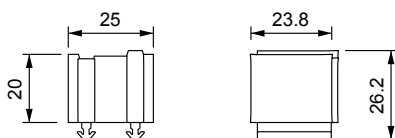
### Related products

DES 24	DESPRED	DES 16M
DES 16	DESLICK	DES 16MX
DES 10	DES 24M	
DES Q	DES 24MX	

NEW



### Dimensions[mm]



\* Indoor only



IP66

NEMA 12, 4X

UL TYPE 12, 4X



ECOLAB



ROHS COMPLIANT






# SPP P



## SPP multi-range grommets with pyramidal shape for cables without connectors

- ▶ Universal solution for cables without connectors from 2 to 14mm diameter
- ▶ Only one model covering cable diameter from 2 to 14mm
- ▶ Can be used on all DES Frames and Divisible cable glands
- ▶ IP66
- ▶ UL94-V0 for both grey and black colors

**NEW**



Model	Code	Thread	Pcs /pack
SPP PG	1731020650	2-14	10
SPP PB	1731020652		10

The SPP P grommets are suitable for cables without connectors. They are used cutting the cone at the point corresponding to the diameter of the cable. The cable is then routed into the grommet where the internal shape is increasing the strain relief.

Is it also possible to secure the cable with a cable tie.

### Technical data

**Material:** TPE

**Flammability:** self-extinguishing acc. to UL94-V0

**Temperature:** -40°C... +110°C (static)

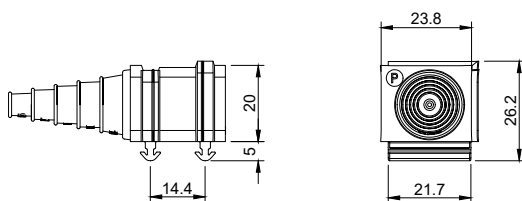
**Features:** halogens and silicones free

### Related products

DES 24	DESPRED	DES 24MX
DES 16	DESCLICK	DES 16M
DES 10	DES 24M	DES 16MX
DES Q	DES 24MX15	

1

### Dimensions [mm]




\* Indoor only



## DES grommets with extended range - for cables without connectors

- ▶ Cable diameter max. 7 mm
- ▶ "Blind" pierceable grommets
- ▶ Grey and black colours available
- ▶ UL94-V0 for both colours
- ▶ ATEX version on request (see group 7)



Model	Code	Cable nr.	Ø Cable [mm]	Model	Code	Pcs /pack
<b>SPP M4G</b>	<b>1731020504</b>	<b>4-</b>	<b>max. 6</b>	<b>SPP M4B</b>	<b>1731020604</b>	<b>10</b>
<b>SPP M4bG</b>	<b>1731020505</b>	<b>2- 2-</b>	<b>max. 3 max. 7</b>	<b>SPP M4bB</b>	<b>1731020605</b>	

The SPP M grommets have a dual function: they can be used as "blind" grommets for future application of multiple cables without connector or they can be used in the DES splittable frame as multi grommets for non terminated cables.

The double membrane ensures the highest water and dust protection.

### Technical data

**Material:** TPE


**Flammability:** self-extinguishing acc. to UL94-V0 (grey or black)

**Temperature:** -40°C... +110°C (static)

**Features:** halogens and silicones free


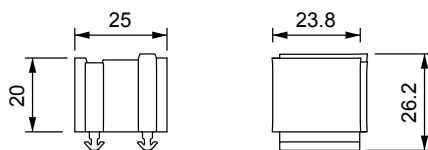
### Related products

DES 24	DESPRED	DES 24MX
DES 16	DESCLICK	DES 16M
DES 10	DES 24M	DES 16MX
DES Q	DES 24MX15	



Double parallel membrane

### Dimensions [mm]



\* Indoor only



**IP66**

**NEMA 12, 4X\***

**UL TYPE 12, 4X**



**ECOLAB**



**RoHS COMPLIANT**





# SPP F



## Small grommets with threaded inserts

- ▶ Cable grommet with female thread for pneumatic connection sleeve and other connectors
- ▶ Continuous thread for 1/4" and 1/8" models, only front on M8 / M12

**NEW**



M8 x 0,5



M12 x 1



SPP F1/8G



M16 x 1,5



SPP F1/4G



Thanks to the integrated metric thread, the SPP F series can be used as terminals for sensors, pneumatics, etc.

### Technical data

**Material:** TPE, brass insert

**Flammability:** self-extinguishing acc. to UL94-V0

**Temperature:** -40°C... +110°C (static)

**Features:** halogens and silicones free

### Related products

DES 24	DESPRED	DES 24MX
DES 16	DESCCLICK	DES 16M
DES 10	DES 24M	DES 16MX
DES Q	DES 24MX15	

Model	Code	Thread	Pcs /pack
SPP F8G	1731020708	M8 x 0,5	10
SPP F12G	1731020712	M12 x 1	
SPP F16G	1731020716	M16 x 1,5	
SPP F1/4G	1731020725	1/4"	
SPP F1/8G	1731020728	1/8"	

NEW

1

# SPP VENT

## Small grommet with pressure compensation valve

- ▶ Quick assembly
- ▶ M12 thread



Model	Code	Thread	Pcs /pack
SPP VENT G	1731020720	M12	10

SPP VENT is a pressure-compensating rubber seal, recommended for environments requiring uniform pressure.

The depressurising grommet is inserted into DES partitioned frames and thanks to its valve, compensates for the pressure of the environment and thus avoids temperature differences and consequent condensation.

The ventilation element has an M12x1.5 thread and can be removed to use threaded connectors and sensors.

### Technical data

**Material:** TPE, valve in PP, brass insert

**Flammability:** self-extinguishing acc. to UL94-V0

**Temperature:** -40°C... +110°C (static)

**Features:** halogens and silicones free

### Related products

DES 24	DES Q	DESPRED
DES 16	DES L	DESCCLICK
DES 10		

up to IP66

up to NEMA 12, 4X

ECOLAB

UL94-V0

UV ISO 4892-2A


RoHS COMPLIANT





## DES grommets - large

- ▶ Grommets for cables with and without connectors or for corrugated pipes from 17 to 35 mm diameter
- ▶ 2 "blind" versions available
- ▶ UL94-V0 for both grey and black
- ▶ ATEX version on request (see group 7)



Model	Code	Ø Cable [mm]	Model	Code	Pcs /pack
SPG 0G	1731022000	"blind"	SPG 0B	1731022020	
SPG 17G	1731022117	17-18	SPG 17B	1731022217	
SPG 18G	1731022118	18-19	SPG 18B	1731022218	
SPG 19G	1731022119	19-20	SPG 19B	1731022219	
SPG 20G	1731022120	20-21	SPG 20B	1731022220	
SPG 21G	1731022121	21-22	SPG 21B	1731022221	
SPG 22G	1731022122	22-23	SPG 22B	1731022222	
SPG 23G	1731022123	23-24	SPG 23B	1731022223	
SPG 24G	1731022124	24-25	SPG 24B	1731022224	
SPG 25G	1731022125	25-26	SPG 25B	1731022225	10
SPG 26G	1731022126	26-27	SPG 26B	1731022226	
SPG 27G	1731022127	27-28	SPG 27B	1731022227	
SPG 28G	1731022128	28-29	SPG 28B	1731022228	
SPG 29G	1731022129	29-30	SPG 29B	1731022229	
SPG 30G	1731022130	30-31	SPG 30B	1731022230	
SPG 31G	1731022131	31-32	SPG 31B	1731022231	
SPG 32G	1731022132	32-33	SPG32B	1731022232	
SPG 33G	1731022133	33-34	SPG33B	1731022233	
SPG 34G	1731022134	34-35	SPG34B	1731022234	

The SPG grommets are designed for cables with or without connectors or for corrugated pipes with diameter from 17 to 35 mm.

### Technical data

**Material:** TPE


**Flammability:** self-extinguishing acc. to UL94-V0 (grey or black)

**Temperature:** -40°C... +110°C (static)

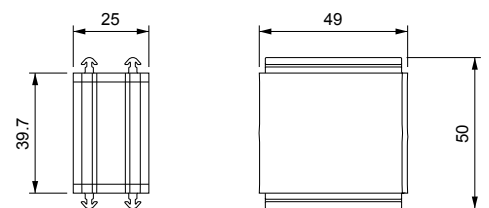
**Features:** halogens and silicones free

### Related products


DES 24	DESPRED	DES 16M
DES 16	DESCLICK	DES 16MX
DES 10	DES 24M	
DES Q	DES 24MX	



### Dimensions [mm]



\* Indoor only





## DES grommets - large - for cables without connectors - double membrane

- ▶ K1, K2 e K3 for cables without connectors with diameters from 16 to 30 mm
- ▶ K0 blind grommet
- ▶ IP66 for SPG K1, K2 and K3
- ▶ ATEX version on request (see group 7)



Model	Code	Ø Cable [mm]	Model	Code	Pcs /pack
SPG K0G	1731022300	max. 32	SPG K0B	1731022400	10
SPG K1G	1731022310	16 - 22	SPG K1B	1731022410	
SPG K2G	1731022320	23 - 26	SPG K2B	1731022420	
SPG K3G	1731022330	26 - 30	SPG K3B	1731022430	

The SPG K are blind grommets which can be also used for cables without connectors with diameter from 16 to 30mm.

The SPG K0 can be perforated but the IP protection is not guaranteed.

Thanks to the double membrane in the SPG K1-K2-K3 grommets an optimal dust and water protection are achieved.

### Technical data

**Material:** TPE

**Flammability:** self-extinguishing acc. to UL94-V0 (grey or black)

**Temperature:** -40°C... +110°C (static)


**Features:** halogens and silicones free

### Related products

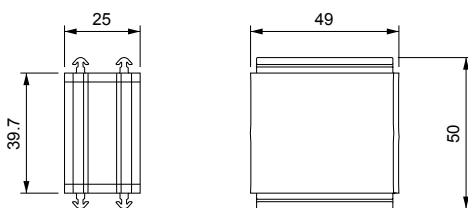
DES 24	DESPRED	DES 16M
DES 16	DESCLICK	DES 16MX
DES 10	DES 24M	
DES Q	DES 24MX	

NEW

1



### Dimensions [mm]



\* Indoor only



IP66

NEMA 12, 4X\*



ECOLAB






## SPP multi-range grommets with pyramidal shape for cables without connectors

- ▶ Universal solution for cables without connectors from 17 to 33 mm diameter
- ▶ Can be used on all DES Frames and divisible cable glands
- ▶ IP66
- ▶ UL94-V0 for both grey and black colors

**NEW**



Model	Code	Thread	Pcs /pack
 <b>SPG PG</b>	<b>1731020745</b>	<b>17-33</b>	<b>10</b>
 <b>SPG PB</b>	<b>1731020748</b>		<b>10</b>

The SPG P grommets are suitable for cables without connectors. They are used cutting the cone at the point corresponding to the diameter of the cable. The cable is then routed into the grommet where the internal shape is increasing the strain relief.

Is it also possible to secure the cable with a cable tie.

### Technical data

**Material:** TPE, brass insert

**Flammability:** self-extinguishing acc. to UL94-V0


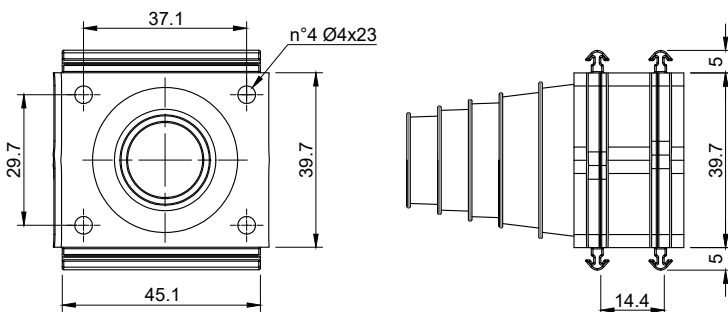
**Temperature:** -40°C... +110°C (static)

**Features:** halogens and silicones free

### Related products

- DES FRAMES
- DESPRED
- DESLICK 50

1



\* Indoor only



**IP66**

**NEMA 12, 4X**



**ECOLAB**







## DES grommets - large - for cables without connectors - double membrane

- ▶ Multiple grommets for high number of cables without connectors
- ▶ Grey and black colours available
- ▶ UL94-V0 for both colours
- ▶ Strain relief according to EN 62444
- ▶ ATEX version on request (see group 7)

Double parallel membrane



Model	Code	Cable nr. - Ø Cable [mm]	Pcs /pack
SPG M7G	1731022307	4- max. 13,5 2- max. 5 1- max. 9,5	10
SPG M7B	1731022407		
SPG M9G	1731022309	9- max. 8,8	
SPG M9B	1731022409		
SPG M14G	1731022314	12- max. 6,5 2- max. 12	
SPG M14B	1731022414		
SPG M15G	1731022315	15- max. 7	
SPG M15B	1731022415		

The SPG M grommets enable high number of cables without connectors to be routed into the DES splittable frames.

The cable is pushed through the front membrane, whilst the second membrane increases the strain relief and liquid resistance.

### Technical data

**Material:** TPE

**Flammability:** self-extinguishing acc. to UL94-V0 (grey or black)

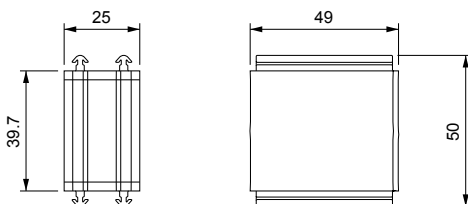
**Temperature:** -40°C... +110°C (static)

**Features:** halogens and silicones free


### Related products

DES 24	DESPRED	DES 16M
DES 16	DESCCLICK	DES 16MX
DES 10	DES 24M	
DES Q	DES 24MX	

### Dimensions [mm]



\* Indoor only



IP66

NEMA 12, 4X

UL TYPE 12, 4X



ECOLAB



RoHS COMPLIANT





## Large grommets for drives and service connectors

- ▶ Large grommets for panel connectors with diameters 20 and 22 mm, M12, M25, M23 flanges, square openable flanges, feedthrough, quick inserts for pneumatic, etc.
- ▶ Useful for quick connections without opening the electrical panel
- ▶ Customized solutions welcome



SPG WFP23



SPG WFQ20



SPG WFQ27



SPG WF12



SPG WF25



SPG W22

Model	Code	Application	Pcs /pack
SPG WFP23	1731020830	For M23 flanges	1
SPG WFQ20	1731020815	For squared openable flange □ 38 mm , hole Ø 20 mm (for M15 connectors)	
SPG WFQ27	1731020820	For squared openable flange □ 38 mm with hole Ø 27 mm (for M23 connectors)	
SPG WF12	1731020840	For M12 metric threads	
SPG WF25	1731020850	For M25 metric threads	
SPG W22	1731020810	For Ø 22 mm Panel connectors	

The SPG W grommets allow the integration of panel connectors/sockets (Ø 20 and 22 mm, M12, M25, M23 flanges, openable square flanges, feedthrough, quick inserts for pneumatics, etc.) directly on the DES frames.

The advantage is the modularity of the system that allows **quick connection** and **release** of cables (data, power, pneumatics, etc.) without opening the machine panel.

This plug-in system facilitates the design of increasingly modular machines.

### Technical data

**Material:** TPE, insert PP+GF

**Flammability:** self-extinguishing acc. to UL94-V0

**Temperature:** -40°C... +110°C (static)

**Features:** halogens and silicones free

### Related products

DES 24	DESPRED	DES 24MX
DES 16	DESCCLICK	DES 16M
DES 10	DES 24M	DES 16MX
DES Q	DES 24MX15	

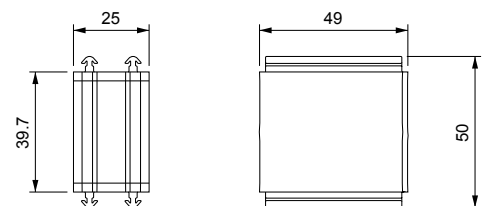


Compatible with a wide variety of panel sockets eg. sockets Ø 20/22 mm, M12, M25, M23 flanges, openable square flanges for M15 and M23 connectors, bulkheads and quick inserts for pneumatics, etc...

### some possible configurations



### Dimensions [mm]



up to  
**IP66**

up to  
**NEMA 12, 4X**

**ECOLAB**

**UL94-V0**

**UV ISO 4892-2A**

**RoHS COMPLIANT**



# SPG W22



## Large grommets for drives and service connectors

- ▶ Large grommets with embedded panel connectors with diameter 22 mm
- ▶ Aluminum or plastic connectors 180° Female/Female or Female/Male
- ▶ Useful for quick connections without opening the electrical panel
- ▶ Metal or plastic panel sockets
- ▶ Degree of protection IP65

**NEW**



SPG W22 USB 3.0



SPG W22 USB-B



SPG W22 USB-C



SPG W22 USB-Mini



SPG W22 USB-Micro



SPG W22 2xUSB 2.0



SPG W22 RJ45 Cat.6



SPG W22 HDMI



The SPG W22 grommets allow the integration of panel sockets (USB, RJ45 etc...) directly on the DES frame.

The advantage is the modularity of a system that allows the quick coupling and release of data cables without the need to open the machine panel, as well as the guarantee of maintaining a high degree of protection.

This plug-in system facilitates the design of increasingly modular machines.

### Technical data

**Material:** TPE, insert PP+GF, sockets PA66 or aluminum

**Flammability:** self-extinguishing acc. to UL94-V0

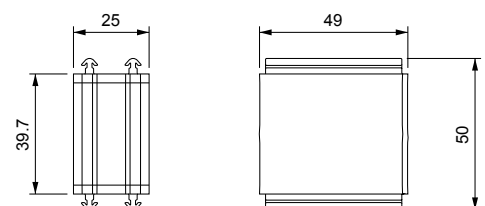
**Temperature:** -40°C... +110°C (static)

**Features:** halogens and silicones free

### Related products

DES 24	DESPRED	DES 24MX
DES 16	DESCCLICK	DES 16M
DES 10	DES 24M	DES 16MX
DES Q	DES 24MX15	

### Dimensions [mm]



Model	Code	Application	Pcs /pack
SPG W22 USB 3.0	1731020905	With USB 3.0 (f/f) and IP65 cap	1
SPG W22 USB-B	1731020910	With USB-B (f/f) and IP65 cap	
SPG W22 USB-C	1731020915	With USB-C (f/f) and IP65 cap	
SPG W22 USB-Mini	1731020920	With USB-Mini (f/m) and IP65 cap	
SPG W22 USB-Micro	1731020925	With USB-Micro (f/m) and IP65 cap	
SPG W22 RJ45 Cat.6	1731020930	With RJ45 Cat.6 (f/f) and IP65 cap	
SPG W22 HDMI	1731020935	With HDMI (f/f) and IP65 cap	
SPG W22 2xUSB 2.0	1731020940	With 2 USB 2.0 (f/f) and IP65 cap	





## Large grommets with connectors for service sockets

**NEW**

- ▶ SPG grommets with panel sockets D. 20 and 16 mm, USB, RJ45, HDMI e USB-C
- ▶ Female/Female 180°
- ▶ Useful for quick connections without opening the electrical panel
- ▶ Plastic socket with screw cap
- ▶ IP66



SPG WP20 USB 3.0



SPG WP16 USB-C



SPG WP20 RJ45 Cat.6



SPG WP20 HDMI

Model	Code	Application	Pcs /pack
SPG WP20 USB 3.0	1731020907	With USB 3.0 (f/f) and cap	1
SPG WP16 USB-C	1731020913	With USB-C (f/f) and cap	
SPG WP20 RJ45 Cat.6	1731020933	With RJ45 Cat.6 (f/f) and cap	
SPG WP20 HDMI	1731020937	With HDMI (f/f) and cap	

SPG WP grommets allow the integration of USB, RJ45 and HDMI panel sockets directly on the DES frames.

The advantage is the modularity of a system that allows the quick coupling and release of data cables without the need to open the machine panel, as well as the guarantee of maintaining a high degree of protection.

This plug-in system facilitates the design of increasingly modular machines.

### Technical data

**Material:** TPE, insert PP+GF, sockets PA66

**Flammability:** self-extinguishing acc. to UL94-V0

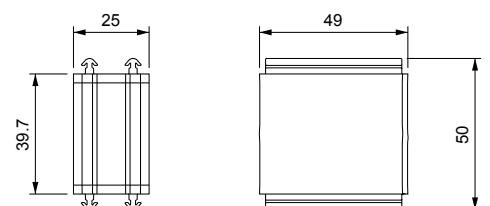
**Temperature:** -30°C... +105°C (static)

**Features:** halogens and silicones free

### Related products

DES 24	DESPRED	DES 24MX
DES 16	DESCLICK	DES 16M
DES 10	DES 24M	DES 16MX
DES Q	DES 24MX15	


### Dimensions [mm]







## Large/Small adapter grommet

- ▶ Large grommet which can be used as adapter for one small grommet
- ▶ Grey and black colors
- ▶ UL94-V0 for both colors



Model	Code	Pcs pack
 SPG YG	1731022030	10
 SPG YB	1731022035	

The SPG Y is a large grommet which can be used to adapt small grommets, single, multi-hole or special.

They are used in divisible cable glands of the Despred 63 or 50-90 families to improve the cable outlet or in the DES frames to reduce the number of blind grommets

### Technical data

**Material:** TPE

**Flammability:** self-extinguishing acc. to UL94-V0

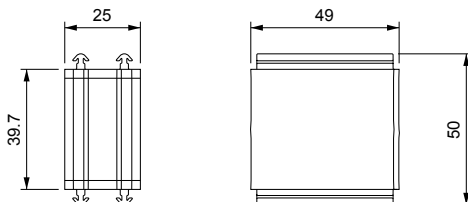
**Temperature:** -40°C... +120°C (static)

**Features:** halogens and silicones free

### Related products

DES 24	DESPRED 63	DES 24MX
DES 16	DESPRED 50-90	DES 16M
DES 10	DECLICK	DES 16MX
DES Q	DES 24M	DES 24MX15

### Dimensions [mm]



IP54

NEMA 12

ECOLAB

UL94-V0

UV ISO 4892-2A


RoHS COMPLIANT





## Grommets for DES 380 series

- ▶ Grommets for big diameter cables and corrugated pipes
- ▶ Cable diameters from 36 to 65 mm
- ▶ UL94-V0
- ▶ IP54



Model	Code	Ø Cable [mm]	Pcs /pack
SPH 0G	1731010278	0	1
SPH 38G	1731010281	36-39	
SPH 42G	1731010282	41-44	
SPH 46G	1731010283	43-48	
SPH 50G	1731010284	47-51	
SPH 54G	1731010285	52-56	
SPH 58G	1731010286	56-60	
SPH 62G	1731010287	60-65	

SPG grommets are used in DES380M and 380MX for cables or corrugated pipes from 36 to 65 mm diameter.

### Technical data

**Material:** TPE

**Flammability:** self-extinguishing acc. to UL94-V0 (grey or black)

**Temperature:** -40°C... +110°C (static)

**Features:** halogens and silicones free


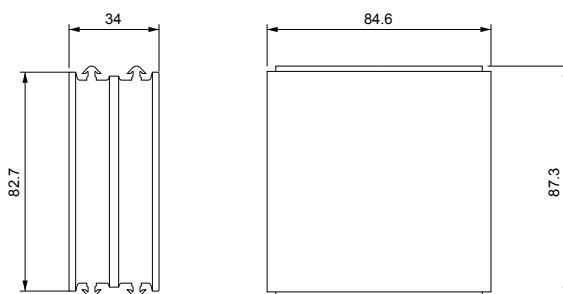
### Related products

DES 380M

DES 380MX

1

### Dimensions [mm]



IP54

NEMA 12




ECOLAB





## Plugs for SPP and SPC series

► Plastic plugs for grommets, from 2 to 16 mm diameter



Model	Code	Ø Diameter [mm]	Length [mm]	Pcs /pack
ISP 2	1731040002	2	30	20
ISP 3	1731040003	3		
ISP 4	1731040004	4		
ISP 5	1731040005	5		
ISP 6	1731040006	6		
ISP 7	1731040007	7		
ISP 8	1731040008	8		
ISP 9	1731040009	9		
ISP 10	1731040010	10		
ISP 11	1731040011	11		
ISP 12	1731040012	12		
ISP 13	1731040013	13		
ISP 14	1731040014	14		
ISP 15	1731040015	15		
ISP 16	1731040016	16		

The ISP series grommets are designed to fit into SPP and SPC grommets with diameters from 2 to 16mm.

### Technical data

**Material:** PA66

**Flammability:** self-extinguishing acc. to UL94-V0

**Temperature:** -40°C... +155°C (static)

**Features:** halogens and silicones free

### Related products

SPC grommets (page 39)

SPP grommets (from page 43)

up to  
**IP66**

**UL94-V0**

**UV**  
ISO 4892-2A

**RoHS**  
COMPLIANT

1



# DES CAPS

## Caps for splittable frames

**NEW**

- Caps with convex head
- Available with black color
- For DES splittable frames



The DES CAPS keeps the product clean from the front, preventing dirt from settling in the screw seats.

### Technical data

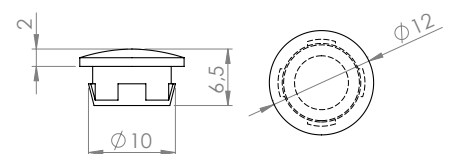
**Material:** HDPE

### Related products

DES 10	DES L2	DES Q
DES 16	DES L3	DES 24 M/MX
DES 24	DES L4	DES 16 M/MX
DES FT	DES L5	

Model	Code	Ø Hole [mm]	Dimensions [mm]			Pcs /pack
			A	B	C	
DES CAPS	1732019983	9,5	12	10	6,5	50

Dimensions [mm]



**RoHS**  
COMPLIANT

# Utility box SPCL



## Box with SPC and SPL grommets

- ▶ SPC single hole
- ▶ SPC multiple
- ▶ SPL multirange
- ▶ Grey or black



Model	Code	Dimensions [mm]	Grommets color	Pcs
Utility box SPCL	1736999862	370 x 300 x 90		1
Utility box SPCL	1736999863			

GREY GROMMETS BOX CONTENTS				BLACK GROMMETS BOX CONTENTS			
Pcs	Model	Pcs	Model	Pcs	Model	Pcs	Model
<b>SPC GROMMETS</b>							
8	0G	4	2x2G	8	0B	4	2x2B
8	2G	8	2x3G	8	2B	8	2x3B
8	3G	8	2x4G	8	3B	8	2x4B
8	4G	8	2x5G	8	4B	8	2x5B
8	5G	8	2x6G	8	5B	8	2x6B
8	6G	8	2x7G	8	6B	8	2x7B
8	7G			8	7B		
8	8G			8	8B		
8	9G	4	4x2G	8	9B	4	4x2B
8	10G	8	4x3G	8	10B	8	4x3B
8	11G	8	4x4G	8	11B	8	4x4B
8	12G	8	4x5G	8	12B	8	4x5B
8	13G	8	4x6G	8	13B	8	4x6B
8	14G			8	14B		
<b>SPL GROMMETS</b>							
4	0G	4	21-24G	4	0G	4	21-24G
4	13-16G	2	25-28G	4	13-16G	2	25-28G
4	17-20G	2	29-32G	4	17-20G	2	29-32G

The SPCL engineering box contains 212 pcs small SPC and SPL grommets, grey or black.

The full range of grommets is included.

### Related products

DES XX CLICK

OSF

OSF 90

OSF ZIP

1



# Utility box SPP

## Box with SPP samples grommets

- ▶ Single hole
- ▶ Multiple
- ▶ Pierceable
- ▶ M & F
- ▶ Grey or black



Model	Code	Dimensions [mm]	Grommets color	Pcs
Utility box SPP G	1736999860	370 x 300 x 90	■	1
Utility box SPP B	1736999861		■	

GREY GROMMETS BOX CONTENTS				BLACK GROMMETS BOX CONTENTS			
Pcs	Model	Pcs	Model	Pcs	Model	Pcs	Model
	●		●●		●		●●
8	0G	4	2x2G	8	0B	4	2x2B
8	K0G	4	2x3G	8	K0B	4	2x3B
4	2G	4	2x4G	4	2B	4	2x4B
4	3G	4	2x5G	4	3B	4	2x5B
4	4G	4	2x6G	4	4B	4	2x6B
8	5G	4	2x7G	8	5B	4	2x7B
8	6G	4	2x8G	8	6B	4	2x8B
8	7G		●●●	8	7B		●●●
8	8G	4	4x2G	8	8B	4	4x2B
8	9G	4	4x3G	8	9B	4	4x3B
8	10G	4	4x4G	8	10B	4	4x4B
4	11G	4	4x5G	4	11B	4	4x5B
4	12G	4	4x6G	4	12B	4	4x6B
4	13G		■	4	13B		■
4	14G	4	K1G	4	14B	4	K1B
4	15G	4	K2G	4	15B	4	K2B
4	16G	4	K3G	4	16B	4	K3B
		4	K4G			4	K4B
			■				■
		4	M4G			4	M4B

This engineering box contains 168 pcs of small SPP grommets, grey or black.

The full range of grommets is included.

### Related products

DES 24      DES 16      DES 10  
 DES Q      DES L  
 DESPRED      DESCLICK



## Cable frame with brush

- ▶ Brush frame for cables with or without connectors
- ▶ Tidy and cost effective solution
- ▶ Available in three sizes (24, 16 and 10)



Model	Code	Dimensions [mm]		Max. cut-out [mm]	Pcs /pack
		L1	L2		
DES Z 24	1731060024	146	130	112 x 39	10
DES Z 16	1731060016	120	103	86 x 39	
DES Z 10	1731060010	99	83	63 x 39	

The DES Z series is meant for the passage of cables with and without connectors, when there is no need for water tightness and strain relief. Effective protection against dust and debris.

### Technical data

**Material:** PC

**Flammability:** self-extinguishing acc. to UL94-V0

**Temperature:** -25°C... +80°C (static)

**Features:** halogens and silicones free

### Related products

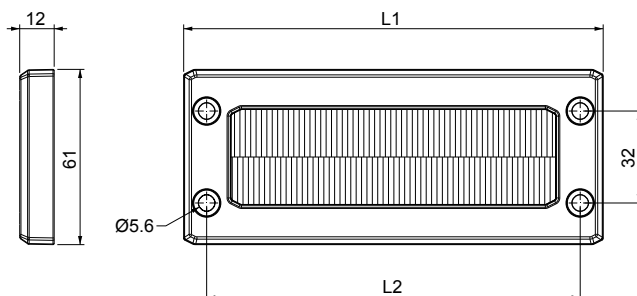
DES Cover (page 24)

HY360 hydraulic punch driver (page 129)

PF cable entry system plates (page 130)

1

### Dimensions [mm]





## Splittable frame with double brush

- ▶ Brush frame for cables with or without connectors
- ▶ Double brush offering increased dust protection
- ▶ 8 different models (24, 16, 10, Q, L5, L4, L3 and L2)



Model	Code	Dimensions [mm]		Max. cut-out [mm]	Pcs /pack
		L1	L2		
DES ZZ 24	1731060224	146	130	112 x 39	1
DES ZZ 16	1731060216	120	103	86 x 39	
DES ZZ 10	1731060210	99	83	63 x 39	
DES ZZ Q	1731060208	74	58	40 x 39	
DES ZZ L5	1731060205	146	130	108 x 18	
DES ZZ L4	1731060204	120	103	86 x 18	
DES ZZ L3	1731060203	99	83	63 x 18	
DES ZZ L2	1731060202	74	58	40 x 18	

The DES ZZ is a splittable frame with 2 rows of brushes.

The DES ZZ series is meant for the passage of cables with and without connectors, when there is no need for water tightness and strain relief.

Effective protection against dust and debris thanks to the double brush.

### Technical data

**Material:** PP+GF

**Flammability:** self-extinguishing acc. to UL94-V0

**Temperature:** -25°C... +80°C (static)

**Features:** halogens and silicones free

### Related products

DES Cover (page 24)

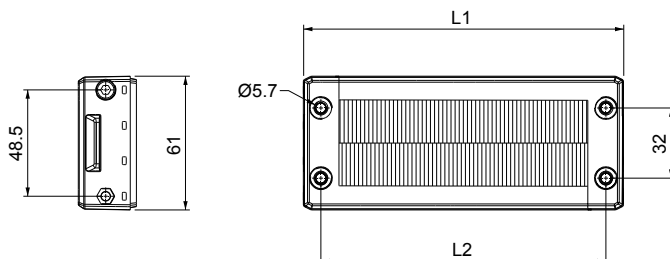
DES Flap (page 25)

HY360 hydraulic punch driver (page 129)

PF cable entry system plates (page 130)

Upon request:	1731991020	Set of 4 mounting screws in AISI304 with Black Dacromet finishing
---------------	------------	---

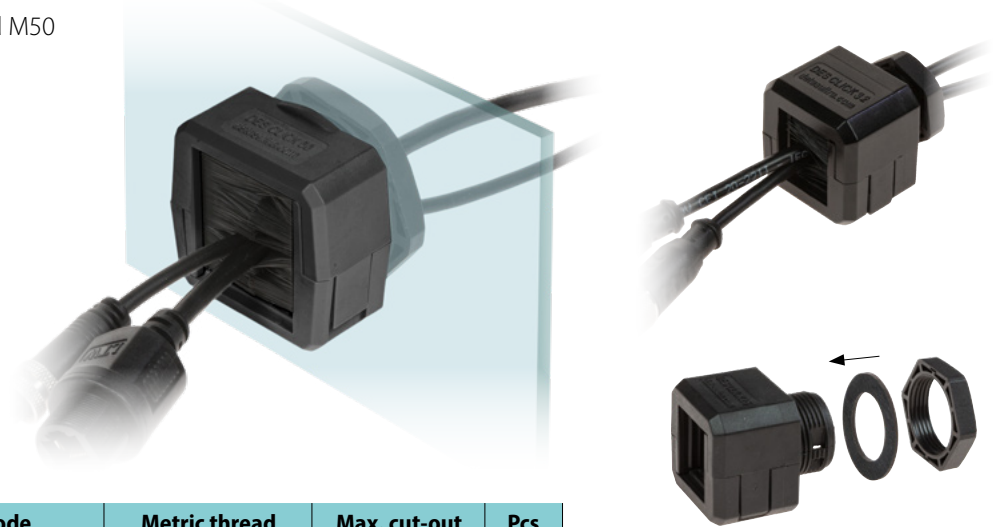
### Dimensions [mm]





## Divisible cable gland with single brush

- ▶ Without screws
- ▶ Metric threads M32 and M50
- ▶ Cost efficient solution
- ▶ Black version



Model	Code	Metric thread	Max. cut-out Ø [mm]	Pcs /pack
DESCCLICK Z 32	1731060332	M32 x 1,5	32,5	10
DESCCLICK Z 50	1731060350	M50 x 1,5	50,5	

DESCCLICK Z is a divisible frame with a single brush providing protection against dust and debris.

### Technical data

**Material:** PC

**Flammability:** self-extinguishing  
acc. to UL94-V0

**Temperature:** -25°C... +80°C (static)

**Features:** halogens and silicones free

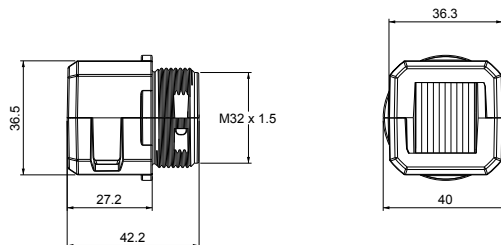
### Related products

HY360 hydraulic punch driver (page 129)

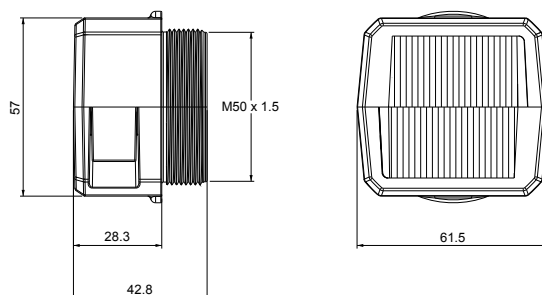
Divisible locknuts (page 38-39)

### Dimensions [mm]

#### DESCCLICK Z 32



#### DESCCLICK Z 50





# DESPRED ZZ



## Splittable frame and locknut with double brush

- ▶ Double brush frame for cables with and without connectors
- ▶ Frame screws in AISI304 Stainless Steel with Black Dacromet finishing
- ▶ Metric threads M32 and M63
- ▶ Double frame offering increased dust protection



Model	Code	Metric thread	Max. cut-out Ø [mm]	Pcs /pack
DESPRED ZZ 32	1731060232	M32 x 1,5	32,5	1
DESPRED ZZ 63	1731060263	M63 x 1,5	63,5	

DESPRED ZZ consists of a square frame with two rows of brushes.

Excellent protection is offered against dust and debris thanks to the double brush.

### Technical data

**Material:** PP+GF

**Flammability:** self-extinguishing acc. to UL94-V0

**Temperature:** -25°C... +80°C (static)

**Features:** halogens and silicones free

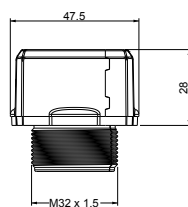
### Related products

HY360 hydraulic punch driver (page 129)

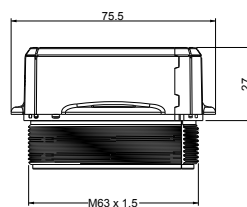
Divisible locknuts (page 38-39)

1

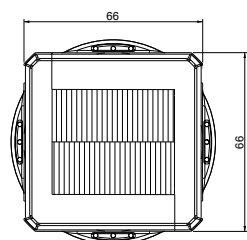
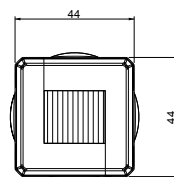
### Dimensions [mm]



DESPRED ZZ 32



DESPRED ZZ 63





# Group 2

Entry system for cables without connectors






# DES PDM 24




## Cable entry plates with internal frame and double membrane

- ▶ For large number of cables without connectors
- ▶ High strain relief thanks to the double membrane
- ▶ Cost efficient solution
- ▶ IP66 and NEMA 4X\* certified
- ▶ ATEX version on request (see group 7)
- ▶ Threaded inserts or plastic rivets version on request



Double parallel membrane



Model	Code	Cable nr.	Ø Cable min/max [mm]	Dimensions [mm]		Pcs /pack
				Cut-out	Plate	
DES PDM 24/14G	1732012414	10 - 4 -	2,8 / 6,5 14,5 / 22	112 x 36	148,6 x 59,6	10
DES PDM 24/15G	1732012415	15 -	6,8 / 12			
DES PDM 24/16G	1732012416	8 - 4 - 2 - 2 -	2,8 / 6,5 4,4 / 9,7 8,6 / 16,2 14,5 / 22			
DES PDM 24/17G	1732012417	6 - 6 - 5 -	2,8 / 6,5 4,6 / 10,2 8,6 / 16,2			
DES PDM 24/25G	1732012425	12 - 7 - 6 -	2,8 / 6,5 4,4 / 9,7 6,8 / 12			
DES PDM 24/32G	1732012432	21 - 8 - 3 -	2,8 / 6,5 4,6 / 10,2 6,8 / 12			
DES PDM 24/42G	1732012442	42 -	2,8 / 6,5			
DES PDM 24/124G	1732012421	120- 4 -	1,75/4,7 2,3/6			

The DES PDM 24 is an innovative alternative to standard cable glands on electrical, electronic and telecommunication cabinets and equipment.

The cable is pushed through the front membrane, whilst the second membrane increases the strain relief and liquid resistance.

### Technical data

**Material:** TPE

**Flammability:** self-extinguishing acc. to UL94-V0

**Temperature:** -40°C... +110°C (static)

**Features:** halogens and silicones free

### Related products

IFP plugs (page 85)

DES PDM caps (page 85)

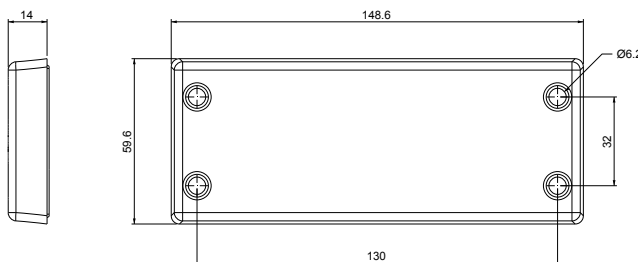
HY360 hydraulic punch driver (page 129)

PF/PFX cable entry system plates (from page 130)

2

NEW

### Dimensions [mm]



\* Indoor only



IP66  
IP68

NEMA  
12, 4X

UL TYPE  
12, 4X




ECOLAB





## Cable entry plates with internal frame and double membrane

- ▶ For large number of cables without connectors
- ▶ High strain relief thanks to the double membrane
- ▶ Cost efficient solution
- ▶ IP66 and NEMA 4X\* certified
- ▶ ATEX version on request (see group 7)
- ▶ Threaded inserts or plastic rivets version on request



Double parallel membrane



Model	Code	Cable nr.	Ø Cable min/max [mm]	Dimensions [mm]		Pcs /pack
				Cut-out	Plate	
DES PDM 24/14B	1732013415	10 - 4 -	2,8 / 6,5 14,5 / 22	112 x 36	148,6 x 59,6	10
DES PDM 24/15B	1732013416	15 -	6,8 / 12			
DES PDM 24/16B	1732013417	8 - 4 - 2 - 2 -	2,8 / 6,5 4,4 / 9,7 8,6 / 16,2 14,5 / 22			
DES PDM 24/17B	1732013418	6 - 6 - 5 -	2,8 / 6,5 4,6 / 10,2 8,6 / 16,2			
DES PDM 24/25B	1732013426	12 - 7 - 6 -	2,8 / 6,5 4,4 / 9,7 6,8 / 12			
DES PDM 24/32B	1732013433	21 - 8 - 3 -	2,8 / 6,5 4,6 / 10,2 6,8 / 12			
DES PDM 24/42B	1732013443	42 -	2,8 / 6,5			

The DES PDM 24 is an innovative alternative to standard cable glands on electrical, electronic and telecommunication cabinets and equipment.

The cable is pushed through the front membrane, whilst the second membrane increases the strain relief and liquid resistance.

### Technical data

**Material:** TPE

**Flammability:** self-extinguishing acc. to UL94-V0

**Temperature:** -40°C... +110°C (static)

**Features:** halogens and silicones free

### Related products

IFP plugs (page 85)

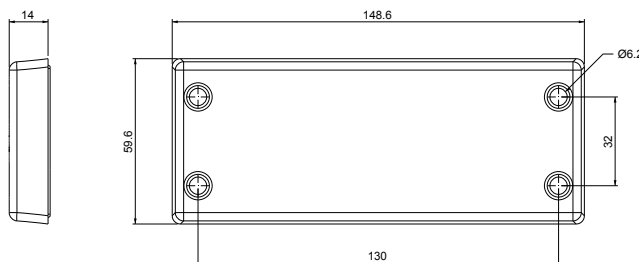
DES PDM caps (page 85)

HY360 hydraulic punch driver (page 129)

PF/PFX cable entry system plates (from page 130)

2

### Dimensions [mm]



\* Indoor only






# DES PDM 24 CLEAN




## Cable entry plate for Food&Pharma applications

- ▶ For large number cables without connectors
- ▶ Internal reinforcing frame
- ▶ Rounded edges
- ▶ UL94-HB self extinguishing
- ▶ **Fixing with snap mounting or screws**
- ▶ IP66



Snap mounting and M4 threaded inserts



Model	Code	Cable nr.	Ø Cable	Dimensions [mm]		Pcs /pack
			min/max [mm]	Cut-out	Plate	
DES PDM 24/13 CLEAN	1732025017	2 - 6 - 5 -	2,8 / 6,5 4,6 / 10,2 8,6 / 16,2	112 x 36	155 x 66	1
DES PDM 24/25 CLEAN	1732025025	12 - 7 - 6 -	2,8 / 6,5 4,4 / 9,7 6,8 / 12	112 x 36	155 x 66	1
DES PDM 24/32 CLEAN	1732025032	Double parallel membrane		112 x 36	155 x 66	1
		21 - 8 - 3 -	2,8 / 6,5 4,6 / 10,2 6,8 / 12			

The DES PDM 24 CLEAN family is mainly used in the food&pharma production thanks to the rounded shape without edges which avoids dirt accumulation and allows frequent washing.

The cable entry plate can be fixed to the panel from the inside with four hidden screws or with snap fastening with four hooks.

The holes location is guided by a laser printing which guarantees the front clean area during the operation.

The first front membrane is lightly drilled with a small screwdriver, while the second parallel membrane acts as a reinforcement, ensuring a very high strain relief and water resistance.

### Technical data

**Material:** TPE

**Flammability:** self-extinguishing acc. to UL94-HB

**Temperature:** -40°C... +110°C (static)

**Features:** halogens and silicones free

### Related products

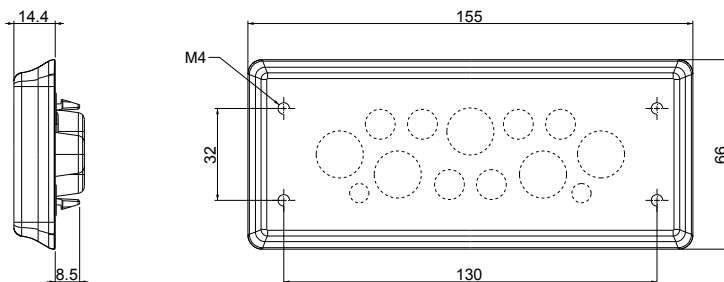
IFP plugs (page 85)

FVM - Metal detectable cable ties (page 96)

HY360 hydraulic punch driver (page 129)

PF/PFX cable entry system plates (from page 130)

### Dimensions [mm]





## Cable entry plates with internal frame and threaded inserts

- ▶ Rear installation with M4 threaded inserts
- ▶ Frontal closing cap to avoid dirt
- ▶ For large number of cables without connectors
- ▶ High strain relief thanks to the double membrane
- ▶ Cost-effective solution
- ▶ IP66 and NEMA 4X\* certified



Model	Code	Cable nr.	Ø Cable min/max [mm]	Dimensions [mm]		Pcs /pack
				Cut-out	Plate	
DES PDM 24/14G FT	1732212414	10 - 4 -	2,8 / 6,5 14,5 / 22	112 x 36	148,6 x 59,6	10
DES PDM 24/15G FT	1732212415	15 -	6,8 / 12			
DES PDM 24/16G FT	1732212416	8 - 4 - 2 - 2 -	2,8 / 6,5 4,4 / 9,7 8,6 / 16,2 14,5 / 22			
DES PDM 24/17G FT	1732212417	6 - 6 - 5 -	2,8 / 6,5 4,6 / 10,2 8,6 / 16,2			
DES PDM 24/25G FT	1732212425	12 - 7 - 6 -	2,8 / 6,5 4,4 / 9,7 6,8 / 12			
DES PDM 24/32G FT	1732212432	21 - 8 - 3 -	2,8 / 6,5 4,6 / 10,2 6,8 / 12			
DES PDM 24/42G FT	1732212442	42 -	2,8 / 6,5			
DES PDM 24/124G FT	1732213421	120 - 4 -	1.75/4.7 2.3/6			

The DES PDM 24 / FT is an innovative alternative to standard cable glands on electrical, electronic cabinets and equipment.

The cable is pushed through the front membrane, whilst the second membrane increases the strain relief and liquid resistance.

They are equipped with threaded inserts for M4 screws and with front closing caps, which allow assembly from the rear of the frame and keep the product clean from the front, preventing dirt from depositing in the screw seats.

### Technical data

**Material:** TPE

**Flammability:** self-extinguishing acc. to UL94-V0

**Temperature:** -40°C... +110°C (static)

**Features:** halogens and silicones free

### Related products

IFP plugs (page 85)

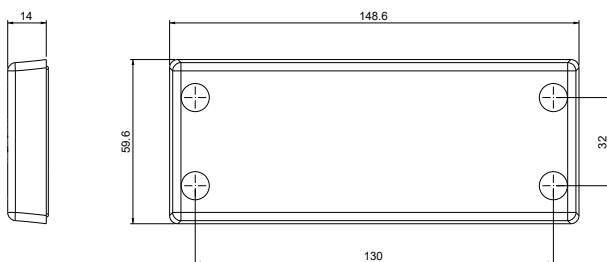
DES PDM caps (page 85)

HY360 hydraulic punch driver (page 129)

PF/PFX cable entry system plates (from page 130)

2

### Dimensions [mm]



\* Indoor only

M4 threaded inserts



IP66  
IP68

NEMA  
12, 4X\*

UL TYPE  
12, 4X



ECOLAB





# DES PDM 24 ZIP



## Cable entry plates with internal frame, threaded inserts and snap mounting

- ▶ Rear installation with M4 threaded inserts
- ▶ Smooth angles
- ▶ For cables without connectors
- ▶ High strain relief thanks to the double membrane
- ▶ IP66 and Nema 4X\* certified
- ▶ Wall thickness for snap mounting 1,5-2 mm

**NEW**



Model	Code	Cable nr.	Ø Cable min/max [mm]	Dimensions [mm]		Pcs /pack
				Cut-out	Plate	
DES PDM 24 ZIP 13/G	1732026013	2 - 6 - 5 -	2,8 / 6,5 4,6 / 10,2 8,6 / 16,2	112 x 18	150 x 32	10
DES PDM 24 ZIP 25/G	1732026025	12 - 7 - 6 -	2,8 / 6,5 4,4 / 9,7 6,8 / 12			
DES PDM 24 ZIP 32/G	1732026032	21 - 8 - 6 -	2,8 / 6,5 4,6 / 10,2 6,8 / 12			

DES PDM 24 ZIP cable plates are used for cables without connectors and are characterized by an elegant design with rounded corners which avoid the accumulation of dirt.

Fixing takes place from inside the panel with 4 screws or snapped thanks to the hooks in the rear area.

There are versions for 13, 25 or 32 cables.

### Technical data

**Material:** TPE

**Flammability:** self-extinguishing acc. to UL94-V0

**Temperature:** -40°C... +110°C (static)

**Features:** halogens and silicones free

### Related products

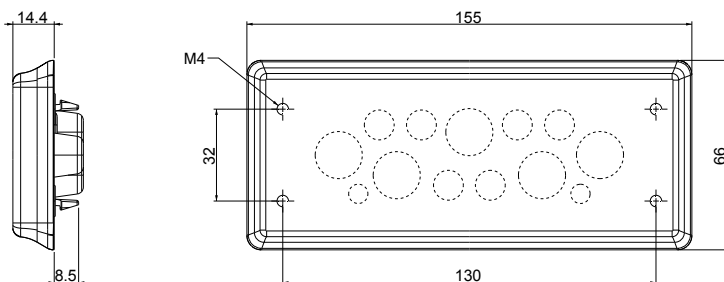
IFP plugs (page 85)

HY360 hydraulic punch driver (page 129)

PF/PFX cable entry system plates (from page 130)

2

### Dimensions [mm]



\* Indoor only



IP66  
IP68

NEMA  
12, 4X\*

UL TYPE  
12, 4X



ECOLAB

UL94-V0



RoHS  
COMPLIANT



## Cable entry plates with internal frame and double membrane

- ▶ For several number of cables in a limited space
- ▶ High strain relief thanks to the double membrane
- ▶ Cost efficient solution
- ▶ High IP grade (IP66)
- ▶ ATEX version on request (see group 7)
- ▶ Threaded inserts or plastic rivets version on request



Double parallel membrane



Model	Code	Cable nr.	Ø Cable min/max [mm]	Dimensions [mm]		Pcs /pack
				Cut-out	Plate	
DES PDM S 112/7G	1732021127	7 -	6,8 / 12	112x18	150x32	10
DES PDM S 112/22G	1732021122	22 -	3,2 / 6,5			
DES PDM S 112/7B	1732022127	7 -	6,8 / 12			
DES PDM S 112/22B	1732022122	22 -	3,2 / 6,5			

The DES PDM S is an innovative alternative to standard cable glands on electrical, electronic and telecommunication cabinets and equipment.

The cable is pushed through the front membrane, whilst the second membrane increases the strain relief and liquid resistance.

### Technical data

**Material:** TPE

**Flammability:** self-extinguishing acc. to UL94-V0

**Temperature:** -40°C... +110°C (static)

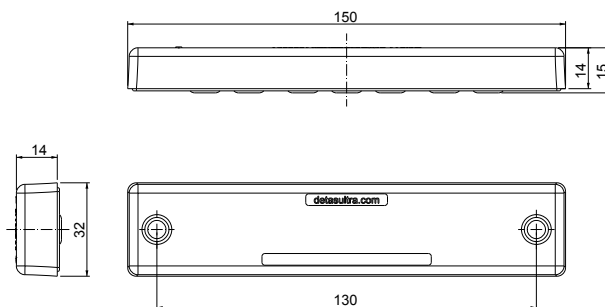
**Features:** halogens and silicones free

### Related products

IFP plugs (page 85)

DES PDM caps (page 85)

### Dimensions [mm]



IP66

NEMA 12

UL TYPE 12



ECOLAB



RoHS COMPLIANT






# DES PDM Q



## Cable entry plates with internal frame and double membrane

- ▶ For large number of cables without connectors
- ▶ High strain relief thanks to the double membrane
- ▶ Cost efficient solution
- ▶ IP66 and Nema 4X\* certified
- ▶ ATEX version on request (see group 7)
- ▶ Threaded inserts or plastic rivets version on request



Model	Code	Cable nr.	Ø Cable min/max [mm]	Dimensions [mm]		Pcs /pack
				Cut-out	Plate	
DES PDM Q 13G	1732014613	8 - 4 - 1 -	2,8 / 6,5 4,6 / 10,2 14,5 / 22	46 x 46	74x60	10
DES PDM Q 17G	1732014617	10 - 4 - 2 - 1 -	2,8 / 6,5 4,6 / 10,2 6,8 / 12 8,6 / 16,2			
DES PDM Q 25G	1732014625	25 -	2,8 / 6,5			
DES PDM Q 13B	1732015614	8 - 4 - 1 -	2,8 / 6,5 4,6 / 10,2 14,5 / 22			
DES PDM Q 17B	1732015618	10 - 4 - 2 - 1 -	2,8 / 6,5 4,6 / 10,2 6,8 / 12 8,6 / 16,2			
DES PDM Q 25B	1732015626	25 -	2,8 / 6,5			

The DES PDM Q is an innovative alternative to standard cable glands on electrical, electronic and telecommunication cabinets and equipment.

The cable is pushed through the front membrane, whilst the second membrane increases the strain relief and liquid resistance.

### Technical data

**Material:** TPE

**Flammability:** self-extinguishing  
acc. to UL94-V0

**Temperature:** -40°C... +110°C (static)

**Features:** halogens and silicones free

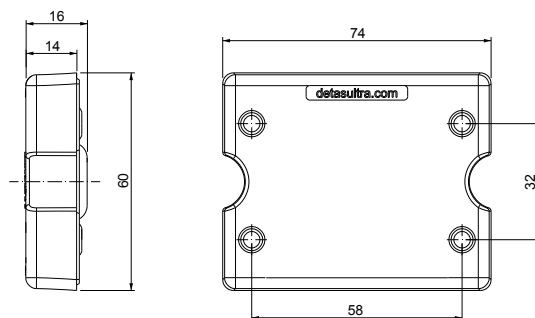
### Related products

IFP plugs (page 85)

DES PDM caps (page 85)

HY360 hydraulic punch driver (page 129)

### Dimensions [mm]



\* Indoor only



IP66

up to  
NEMA  
12, 4X

UL TYPE  
12, 4X



ECOLAB



RoHS  
COMPLIANT








## Round cable entry plates for single cable - internal frame and double membrane

- ▶ Metric sized
- ▶ High retaining force thanks to the double membrane
- ▶ Cost efficient solution
- ▶ High IP grade IP66 Nema 4X\*
- ▶ Recommended tightening torque 8 Nm
- ▶ ATEX version on request (see group 7)



Double parallel membrane



Model	Code	Cable nr. Ø cable [mm]	Dimensions [mm]			Pcs /pack
			Thread	Ø Cut-out	Ø Plate	
DES PDMU 20G	1732030120	1 - max. 10,5	M20	20,5	36	10
DES PDMU 25G	1732030125	1 - max. 16	M25	25,5	40	
DES PDMU 32G	1732030132	1 - max. 22	M32	32,5	46	
DES PDMU 20B	1732031120	1 - max. 10,5	M20	20,5	36	
DES PDMU 25B	1732031125	1 - max. 16	M25	25,5	40	
DES PDMU 32B	1732031132	1 - max. 22	M32	32,5	46	

The cable entry plates series DES PDMU are used to save space and time as alternative to cable glands. They use the metric holes on cabinets or machinery and the nutlock guarantees a strong strain relief and highest water and dust protection.

The cable is pushed through the front membrane, whilst the second membrane increases the strain relief and liquid resistance.

### Technical data

**Material:** TPE

**Flammability:** self-extinguishing acc. to UL94-V0

**Temperature:** -40°C... +110°C (static)

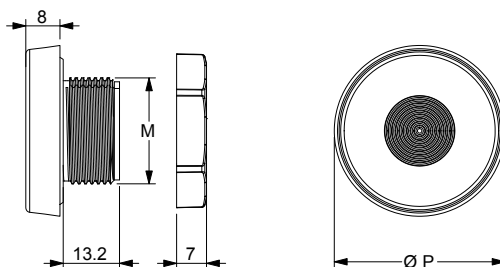
**Features:** halogens and silicones free

### Related products

IFP plugs (page 85)

HY360 hydraulic punch driver (page 129)

### Dimensions [mm]



\* Indoor only



IP66

NEMA 12, 4X\*

UL TYPE 12, 4X



ECOLAB



ROHS COMPLIANT



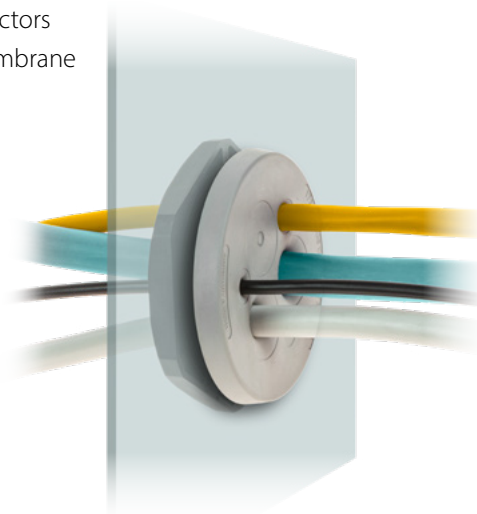


# DES PDM M




## Round cable entry plates with internal frame and double membrane

- ▶ For large number of cables without connectors
- ▶ High strain relief thanks to the double membrane
- ▶ Cost efficient solution
- ▶ High IP grade IP66-68 NEMA 4X\*
- ▶ Recommended tightening torque 8 Nm
- ▶ ATEX version on request (see group 7)



Double parallel membrane



NEW

Model	Code	Cable nr.	Ø Cable	Thread	Dimensions		Pcs /pack
			min/max [mm]		Ø P [mm]	H	
DES PDM M25/4G	1732032504	3 - 1 -	2,6 / 6,5 5,5 / 12,5	M25	41	7	10
DES PDM M25/6G	1732032506	6 -	2,2 / 5				
DES PDM M32/4G	1732033204	3 - 1 -	2,6 / 6,5 5,5 / 12,5	M32	46	7	
DES PDM M32/4-2G	1732033242	4 -	3,5 / 8,8				
DES PDM M32/7G	1732033207	7 -	2,6 / 6,5				
DES PDM M40/8G	1732034008	4 - 4 -	2,6 / 6,5 4 / 10,2	M40	54	7	
DES PDM M40/12G	1732034012	12 -	2 / 6				
DES PDM M50/8G	1732035008	5 - 3 -	4,6 / 10,2 6,8 / 12,5	M50	64	8,5	
DES PDM M50/10G	1732035010	7 - 2 - 1 -	2,8 / 6,5 4,6 / 10,2 14,5 / 22				
DES PDM M50/12G	1732035012	4 - 8 -	2,8 / 6,5 4,6 / 10,2				
DES PDM M50/19G	1732035019	19 -	2,8 / 6,5				
DES PDM M63/6G	1732036306	3 - 3 -	4,6 / 10,2 10,9 / 20	M63	77	8,5	
DES PDM M63/9G	1732036309	1 - 3 - 4 - 1 -	2,6 / 6 4,6 / 10,2 8,6 / 16,2 10,9 / 20				
DES PDM M63/13G	1732036313	4 - 4 - 5 -	2,8 / 6 4,6 / 10,2 9,5 / 16,2				
DES PDM M63/14G	1732036314	14 -	5 / 10				
DES PDM M63/35G	1732036335	35 -	2,6 / 5,5				

The cable entry plates series DES PDM M are used to save space and time as alternative to cable glands. They use the metric holes on cabinets or machinery and the nutlock guarantees a strong strain relief and highest water and dust protection.

The cable is pushed through the front membrane, whilst the second membrane increases the strain relief and liquid resistance.

### Technical data

**Material:** TPE

**Flammability:** self-extinguishing acc. to UL94-V0

**Temperature:** -40°C... +110°C (static)

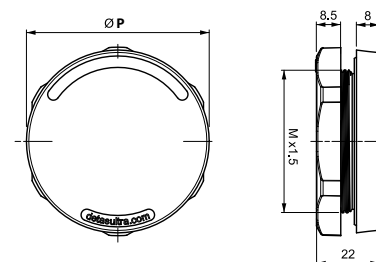
**Features:** halogens and silicones free

### Related products

IFP plugs (page 85)

HY360 hydraulic punch driver (page 129)

### Dimensions [mm]



\* Indoor only



IP66  
IP68

NEMA  
12, 4X

UL TYPE  
12, 4X



ECOLAB



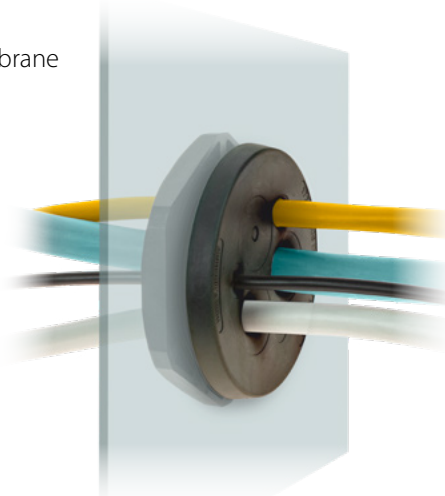
RoHS  
COMPLIANT





## Round cable entry plates with internal frame and double membrane

- ▶ Metric sized
- ▶ High strain relief thanks to the double membrane
- ▶ Cost efficient solution
- ▶ High IP grade IP66-68 NEMA 4X\*
- ▶ Recommended tightening torque 8 Nm
- ▶ ATEX version on request (see group 7)



Double parallel membrane



Model	Code	Cable nr.	Ø Cable	Thread	Dimensions		Pcs /pack
			min/max [mm]		Ø P [mm]	H	
DES PDM M25/4B	1732033504	3 -	2,6 / 6,5	M25	41	7	10
		1 -	5,5 / 12,5				
DES PDM M25/6B	1732033507	6 -	2,2 / 5				
DES PDM M32/4B	1732034205	3 -	2,6 / 6,5	M32	46	7	
DES PDM M32/4-2B	1732034252	1 -	5,5 / 12,5				
DES PDM M32/7B	1732034208	7 -	2,6 / 6,5				
DES PDM M40/8B	1732035009	4 -	2,6 / 6,5	M40	54	7	
DES PDM M40/12B	1732034013	4 -	4 / 10,2				
DES PDM M50/8B	1732036009	5 -	4,6 / 10,2	M50	64	8,5	
DES PDM M50/10B	1732036011	3 -	6,8 / 12,5				
		7 -	2,8 / 6,5				
DES PDM M50/12B	1732036013	2 -	4,6 / 10,2				
DES PDM M50/19B	1732036020	1 -	14,5 / 22				
		4 -	2,8 / 6,5				
		8 -	4,6 / 10,2				
DES PDM M63/6B	1732037307	19 -	2,8 / 6,5				
DES PDM M63/9B	1732037310	3 -	4,6 / 10,2	M63	77	8,5	
		3 -	10,9 / 20				
		1 -	2,6 / 6				
		3 -	4,6 / 10,2				
DES PDM M63/13B	1732037314	4 -	8,6 / 16,2				
		4 -	4,6 / 10,2				
		1 -	10,9 / 20				
DES PDM M63/14B	1732037315	4 -	2,8 / 6				
DES PDM M63/14B	1732037315	4 -	4,6 / 10,2				
		5 -	9,5 / 16,2				
DES PDM M63/35B	1732037336	14 -	5 / 10				
		35 -	2,6 / 5,5				

The cable entry plates series DES PDMU are used to save space and time as alternative to cable glands. They use the metric holes on cabinets or machinery and the nutlock guarantees a strong strain relief and highest water and dust protection.

The cable is pushed through the front membrane, whilst the second membrane increases the strain relief and liquid resistance.

### Technical data

**Material:** TPE

**Flammability:** self-extinguishing acc. to UL94-V0

**Temperature:** -40°C... +110°C (static)

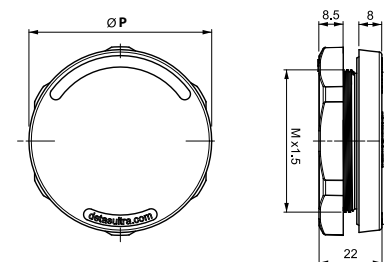
**Features:** halogens and silicones free

### Related products

IFP plugs (page 85)

HY360 hydraulic punch driver (page 129)

### Dimensions [mm]



\* Indoor only



IP66  
IP68

NEMA  
12, 4X

UL TYPE  
12, 4X



ECOLAB



ROHS  
COMPLIANT






# DES PDM KN

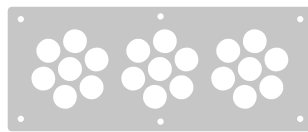


## Cable entry plate - large frame and double membrane

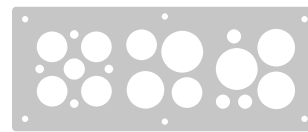
- ▶ For up to 72 cables without connectors
- ▶ High strain relief thanks to the double membrane
- ▶ Internal reinforcing frame
- ▶ Cost efficient solution
- ▶ High IP grade (IP66)
- ▶ ATEX version on request (see group 7)



KN/72



KN/21



KN/19

Model	Code	Cable nr.	Ø Cable min/max [mm]	Dimensions [mm]		Pcs /pack
				Cut-out	Plate	
DES PDM KN/72G	1732040072	42 -	2,8 / 6,5	192 x 62	221 x 90	1
DES PDM KN/72B	1732041073	21 -	4,6 / 10,2			
		6 -	8,6 / 16,2			
		3 -	14,5 / 22			
DES PDM KN/21G	1732040021	21 -	9,5 / 17	192 x 62	221 x 90	1
DES PDM KN/21B	1732041021					
DES PDM KN/19G	1732040019	4 -	3 / 6	192 x 62	221 x 90	1
		3 -	5 / 10			
		1 -	9 / 15			
		6 -	14 / 22			
DES PDM KN/19B	1732041020	3 -	19 / 27			
		2 -	22 - 30			

The DES PDM KN are multi cable entry plates suitable for cabinet side or bottom. According to cable size and quantities it is possible to find the right model.

The fixing holes are for Rittal cabinets.

The cable is pushed through the front membrane, whilst the second membrane increases the strain relief and liquid resistance.

### Technical data

**Material:** TPE

**Flammability:** self-extinguishing acc. to UL94-V0

**Temperature:** -40°C... +110°C (static)

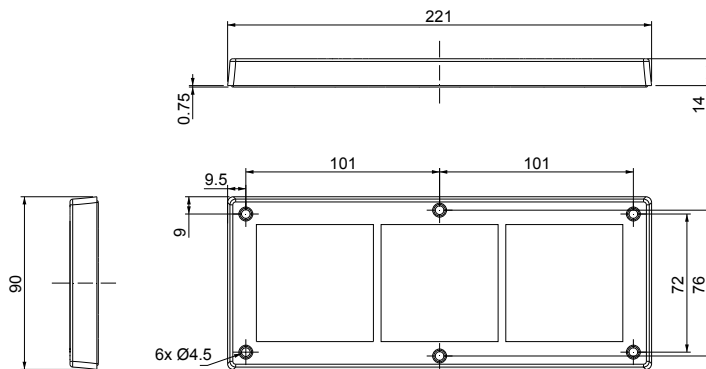
**Features:** halogens and silicones free

### Related products


IFP plugs (page 85)

DES PDM caps (page 85)

### Dimensions [mm]



### Double parallel membrane



IP66

NEMA 12

UL TYPE 12



ECOLAB




RoHS COMPLIANT





## Round base, cone-shaped cable entry plate with locknut

- ▶ For diameters from 2,5 to 64 mm
- ▶ Reinforcing base plate
- ▶ Cost efficient solution
- ▶ UL94-V0 for grey and black
- ▶ ATEX version on request (see group 7)



Model	Code	Cable nr.	Ø Cable min/max [mm]	Thread x 1,5	Dimensions [mm]			Pcs /pack
					Cut-out	Ø P	H	
DES PDP 25G	1732050025	1 -	2.5 / 17	M25	25,5	39	46.5	10
DES PDP 32G	1732050032	1 -	5 / 23	M32	32,5	46	55.2	
DES PDP 40G	1732050040	1 -	8 / 29	M40	40,5	54	62	
DES PDP 50G	1732050050	1 -	17 / 42	M50	50,5	64	50	
DES PDP 63G	1732050063	1 -	23 / 55	M63	63,5	77	62	
DES PDP 75G	1732050075	1 -	38 / 64	M75	75,5	89	64	
Model	Code	Cable nr.	Ø Cable min/max [mm]	Thread x 1,5	Dimensions [mm]			Pcs /pack
					Cut-out	Ø P	H	
DES PDP 25B	1732052025	1 -	2.5 / 17	M25	25,5	39	46.5	10
DES PDP 32B	1732052032	1 -	5 / 23	M32	32,5	46	55.2	
DES PDP 40B	1732052040	1 -	8 / 29	M40	40,5	54	62	
DES PDP 50B	1732052050	1 -	17 / 42	M50	50,5	64	50	
DES PDP 63B	1732052063	1 -	23 / 55	M63	63,5	77	62	
DES PDP 75B	1732052075	1 -	38 / 64	M75	75,5	89	64	

The DES PDP is available in M25, M32, M40, M50, M63 and M75 sizes, enabling non-terminated cables with diameter from 2,5 to 64 mm to pass through the walls of the electrical cabinets.

The reinforcing base plate increases the stability when large cables are used.

### Technical data

**Material:** TPE

**Flammability:** self-extinguishing acc. to UL94-V0

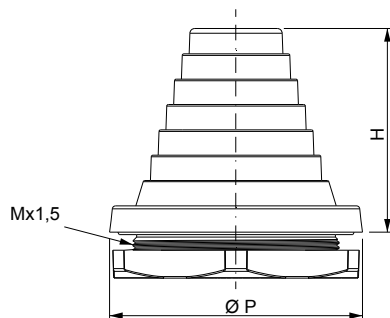
**Temperature:** -40°C... +110°C (static)

**Features:** halogens and silicones free

### Related products

HY360 hydraulic punch driver (page 129)

### Dimensions [mm]



\* Indoor only





# DES PM 24




## Cable entry plates with double membrane

- ▶ For large number of cables
- ▶ High retaining force thanks to the double membrane
- ▶ Cost efficient solution
- ▶ High IP grade (IP65)



Double parallel membrane



Model	Code	Cable nr.	Ø Cable [mm]	Dimensions [mm]		Pcs /pack
				Cut-out	Plate	
DES PM 24/12G	1732052412	12-	max.15	112 x 36 max. +0.5	144 x 46	10
DES PM 24/14G	1732052414	14-	max.12,1			
DES PM 24/17G	1732052417	5-	max. 10,5			
		12-	max. 12,6			
DES PM 24/18G	1732052418	4-	max. 6,5			
		5-	max. 10,5			
		5-	max. 12,6			
		4-	max. 16,1			
DES PM 24/20G	1732052420	13-	max. 6,5			
		7-	max. 12,1			
DES PM 24/26G	1732052426	16-	max. 6,5			
		4-	max. 12,1			
		4-	max. 16,1			
		2-	ASI			
DES PM 24/42G	1732052442	1-	max. 4,7			
		12-	max. 5			
		17-	max. 6,4			
		12-	max. 7,2			
DES PM 24/48G	1732052448	48-	max. 6,5			
DES PM 24/50G	1732052450	33-	max. 5,3			
		9-	max. 6,4			
		8-	max. 8,3			

The DES PM 24 is an alternative to standard cable glands on electrical, electronic and telecommunication cabinets and equipment.

The cable is pushed through the front membrane, whilst the second membrane increases the strain relief and liquid resistance.

### Technical data

**Material:** TPE

**Flammability:** self-extinguishing acc. to UL94-V0

**Temperature:** -40°C... +110°C (static)

**Features:** halogens and silicones free

**Wall thickness:** from 1,5 to 2,5 mm

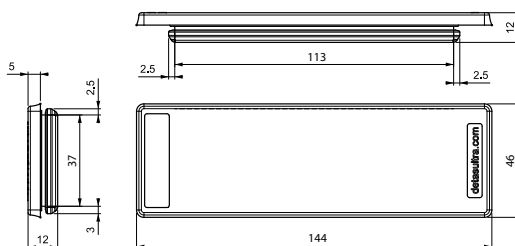
### Related products

IFP plugs (page 85)

HY360 hydraulic punch driver (page 129)



### Dimensions [mm]



IP65

NEMA 12

UL TYPE 12



ECOLAB

UL94-V0

UV ISO 4892-2A

RoHS COMPLIANT




## Cable entry plates with double membrane

- ▶ For large number of cables
- ▶ High retaining force thanks to the double membrane
- ▶ Cost efficient solution
- ▶ High IP grade (IP65)



Double parallel membrane



Model	Code	Cable nr.	Ø Cable [mm]	Dimensions [mm]		Pcs /pack
				Cut-out	Plate	
DES PM 24/12B	1732053413	12-	max.15	112 x 36 max. +0,5	144 x 46	10
DES PM 24/14B	1732053415	14-	max.12,1			
DES PM 24/17B	1732053418	5-	max. 10,5			
		12-	max. 12,6			
DES PM 24/18B	1732053419	4-	max. 6,5			
		5-	max. 10,5			
		5-	max. 12,6			
		4-	max. 16,1			
DES PM 24/20B	1732053421	13-	max. 6,5			
		7-	max. 12,1			
DES PM 24/26B	1732053427	16-	max. 6,5			
		4-	max. 12,1			
		4-	max. 16,1			
		2-	ASI			
DES PM 24/42B	1732053443	1-	max. 4,7			
		12-	max. 5			
		17-	max. 6,4			
		12-	max. 7,2			
DES PM 24/48B	1732053449	48-	max. 6,5			
DES PM 24/50B	1732053451	33-	max. 5,3			
		9-	max. 6,4			
		8-	max. 8,3			

The DES PM 24 is an alternative to standard cable glands on electrical, electronic and telecommunication cabinets and equipment.

The cable is pushed through the front membrane, whilst the second membrane increases the strain relief and liquid resistance.

### Technical data

**Material:** TPE

**Flammability:** self-extinguishing acc. to UL94-V0

**Temperature:** -40°C... +110°C (static)

**Features:** halogens and silicones free

**Wall thickness:** from 1,5 to 2,5 mm

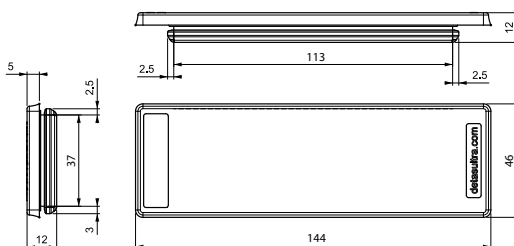
### Related products

IFP plugs (page 85)

HY360 hydraulic punch driver (page 129)



### Dimensions [mm]



IP65

NEMA 12

UL TYPE 12



ECOLAB

UL94-V0





# DES PM S



## Cable entry plates with double membrane

- ▶ For large number of cables
- ▶ High retaining force thanks to the double membrane
- ▶ Cost efficient solution
- ▶ High IP grade (IP65)



Double parallel membrane



Model	Code	Cable nr.	Ø Cable [mm]	Dimensions [mm]		Pcs /pack
				Cut-out A1xA2	Plate L1xL2	
DES PM S 46/7G	1732074607	2- 5-	max. 6,5 max. 8,3	46 x 18 max. +0,5	64 x 28	10
DES PM S 46/9G	1732074609	8- 1-	max. 6,5 max. 12,1			
DES PM S 69/8G	1732076908	8-	max. 7,5	69 x 10 max. +0,5	86 x 20	
DES PM S 86/11G	1732078611	2- 9-	max. 6,5 max. 8,35	85 x 18 max. +0,5	103 x 28	
DES PM S 86/17G	1732078617	16- 1-	max. 6,5 max. 12,1			
DES PM S 112/21G	1732071221	16- 4- 1-	max. 6,5 max. 8,3 max. 12,1	112 x 18 max. +0,5	130 x 28	

The DES PM S is an alternative to standard cable glands on electrical, electronic and telecommunication cabinets and equipment. The cable is pushed through the front membrane, whilst the second membrane increases the strain relief and liquid resistance.

### Technical data

**Material:** TPE

**Flammability:** self-extinguishing acc. to UL94-V0

**Temperature:** -40°C... +110°C (static)

**Features:** halogens and silicones free

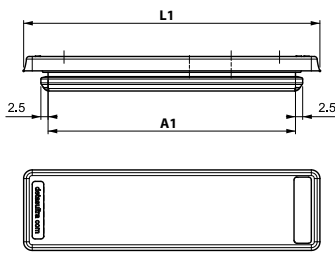
**Wall thickness:** from 1,5 to 2,5 mm

### Related products

IFP plugs (page 85)



### Dimensions [mm]



\* Indoor only



IP65

NEMA 12, 4X

UL TYPE 12, 4X



ECOLAB

UL94-V0

UV ISO 4892-2A

RoHS COMPLIANT





## Cable entry plates with double membrane

- ▶ For large number of cables
- ▶ High retaining force thanks to the double membrane
- ▶ Cost efficient solution
- ▶ High IP grade (IP65)



Double parallel membrane



Model	Code	Cable nr.	Ø Cable [mm]	Dimensions [mm]		Pcs /pack
				Cut-out A1xA2	Plate L1xL2	
DES PM S 46/7B	1732074608	2- 5-	max. 6,5 max. 8,3	46 x 18 max. +0,5	64 x 28	10
DES PM S 46/9B	1732074610	8- 1-	max. 6,5 max. 12,1			
DES PM S 69/8B	1732076909	8-	max. 7,5	69 x 10 max. +0,5	86 x 20	
DES PM S 86/11B	1732078612	2- 9-	max. 6,5 max. 8,35	85 x 18 max. +0,5	103 x 28	
DES PM S 86/17B	1732078618	16- 1-	max. 6,5 max. 12,1			
DES PM S 112/21B	1732071222	16- 4- 1-	max. 6,5 max. 8,3 max. 12,1	112 x 18 max. +0,5	130 x 28	

The DES PM S is an alternative to standard cable glands on electrical, electronic and telecommunication cabinets and equipment. The cable is pushed through the front membrane, whilst the second membrane increases the strain relief and liquid resistance.

### Technical data

**Material:** TPE

**Flammability:** self-extinguishing acc. to UL94-V0

**Temperature:** -40°C... +110°C (static)

**Features:** halogens and silicones free

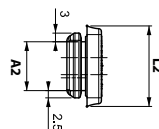
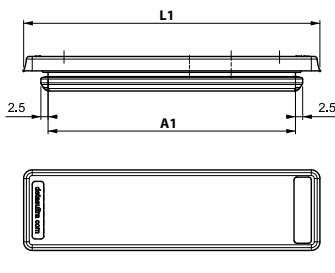
**Wall thickness:** from 1,5 to 2,5 mm

### Related products

IFP plugs (page 85)



### Dimensions [mm]



\* Indoor only



IP65

NEMA 12, 4X

UL TYPE 12, 4X



ECOLAB

UL94-V0

UV ISO 4892-2A

RoHS COMPLIANT




# DES PMU



## Round cable entry plates with double membrane for single cable

- ▶ Metric sizes
- ▶ Quick to install
- ▶ Cost efficient solution
- ▶ High IP grade (IP66-67) NEMA 4X\*
- ▶ Reduced thickness

Double parallel membrane



Model	Code	Cable nr.	Ø Cable [mm]	Dimensions [mm]		Pcs /pack
				Ø Cut-out	Ø Plate	
DES PMU 16G	1732060116	1-	max. 10	16,5	24	10
DES PMU 20G	1732060120	1-	max. 13	20,5	29	
DES PMU 25G	1732060125	1-	max. 15	25,4	34	
DES PMU 32G	1732060132	1-	max. 22	32,5	40	
DES PMU 16B	1732061116	1-	max. 10	16,5	24	
DES PMU 20B	1732061120	1-	max. 13	20,5	29	
DES PMU 25B	1732061125	1-	max. 15	25,4	34	
DES PMU 32B	1732061132	1-	max. 22	32,5	40	

The round metric DES PMU is a single cable alternative to standard cable glands on electrical, electronic and telecommunication cabinets and equipment.

The cable is pushed through the front membrane, whilst the second membrane increases the strain relief and liquid resistance.

### Technical data

**Material:** TPE

**Flammability:** self-extinguishing acc. to UL94-V0

**Temperature:** -40°C... +110°C (static)

**Features:** halogens and silicones free

**Wall thickness:** from 1,5 to 2,5 mm

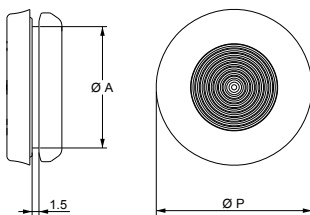
### Related products

IFP plugs (page 85)

HY360 hydraulic punch driver (page 129)

2

### Dimensions [mm]



\* Indoor only



up to  
**IP66  
IP67**

**NEMA  
12, 4X\***

**UL TYPE  
12, 4X**



**ECOLAB**

**UL94-V0**


**UV  
ISO 4892-2A**

**RoHS  
COMPLIANT**



## Round cable entry plates with double membrane

- ▶ For large number of cables
- ▶ High retaining force thanks to the double membrane
- ▶ Cost efficient solution
- ▶ High IP grade (IP65)
- ▶ Metric sizes



Model	Code	Cable nr.	Ø Cable [mm]	Dimensions [mm]		Pcs /pack
				Ø Cut-out	Ø Plate	
DES PM M 25/4G	type 1: 1732062504	4-	max. 8	min.: 25 max.: 26 recomm.: 25,5	34	10
DES PM M 25/6G	type 1: 1732062506	4- 2-	max. 5,2 max. 9,4			
DES PM M 32/10G	type 1: 1732063210 type 2: 1732263210	6- 2- 2-	max. 5,2 max. 6,4 max. 9,4	min.: 32 max.: 33 recomm.: 32,5	40	10
DES PM M 40/16G	type 1: 1732064016	2- 10- 2- 2-	max. 3,8 max. 5,3 max. 8,3 max. 10,3	min.: 40 max.: 41 recomm.: 40,5	52	10
DES PM M 40/9G	type 1: 1732064009	1- 10-	max. 12 max. 9,5			
DES PM M 50/9G	type 1: 1732065009	5- 4-	max. 7 max. 18,3			
DES PM M 50/11G	type 1: 1732065011	7- 3- 1-	max. 7 max. 11,4 max. 22			
DES PM M 50/12G	type 1: 1732065012 type 2: 1732265012	10- 2-	max. 9 max. 11,4	min.: 50 max.: 51 recomm.: 50,5	62	10
DES PM M 50/15G	type 1: 1732065015	2- 4- 4- 5-	max. 6 max. 7,2 max. 9,7 max. 12			
DES PM M 50/17G	type 1: 1732065017	5- 5- 3- 4-	max. 5,5 max. 6,5 max. 9,7 max. 11,4			
DES PM M 50/20G	type 1: 1732065020	16- 4-	max. 6,5 max. 9,7			

The round metric DES PM M is an alternative to standard cable glands on electrical, electronic and telecommunication cabinets and equipment.

The cable is pushed through the front membrane, whilst the second membrane increases the strain relief and liquid resistance.

### Technical data

**Material:** TPE

**Flammability:** self-extinguishing acc. to UL94-V0

**Temperature:** -40°C... +110°C (static)

**Features:** halogens and silicones free

**Type 1:** wall thickness from 1,5 to 2,5 mm

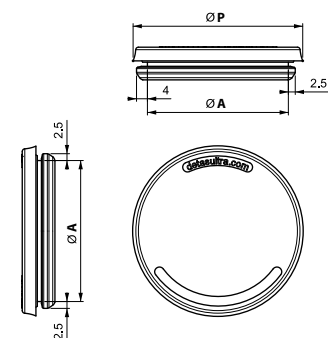
**Type 2:** wall thickness from 2,8 to 4 mm

### Related products

IFP plugs (page 85)

HY360 hydraulic punch driver (page 129)

### Dimensions [mm]






# DES PM M



## Round cable entry plates with double membrane

- ▶ For large number of cables
- ▶ High retaining force thanks to the double membrane
- ▶ Cost efficient solution
- ▶ High IP grade (IP65)
- ▶ Metric sizes



Type 1 Type 2



Model	Code	Cable nr.	Ø Cable [mm]	Dimensions [mm]		Pcs /pack
				Ø Cut-out	Ø Plate	
DES PM M 25/4B	type 1: 1732063505	4-	max. 8	min.: 25 max.: 26 recomm.: 25,5	34	10
DES PM M 25/6B	type 1: 1732063507	4- 2-	max. 5,2 max. 9,4			
DES PM M 32/10B	type 1: 1732064211 type 2: 1732264211	6- 2- 2-	max. 5,2 max. 6,4 max. 9,4	min.: 32 max.: 33 recomm.: 32,5	40	10
DES PM M 40/16B	type 1: 1732064017	2- 10- 2- 2-	max. 3,8 max. 5,3 max. 8,3 max. 10,3	min.: 40 max.: 41 recomm.: 40,5	52	10
DES PM M 40/9B	type 1: 1732064012	1- 10-	max. 12 max. 9,5			
DES PM M 50/9B	type 1: 1732066010	5- 4-	max. 7 max. 18,3			
DES PM M 50/11B	type 1: 1732066012	7- 3- 1-	max. 7 max. 11,4 max. 22			
DES PM M 50/12B	type 1: 1732066013 type 2: 1732266013	10- 2-	max. 9 max. 11,4	min.: 50 max.: 51 recomm.: 50,5	62	10
DES PM M 50/15B	type 1: 1732066016	2- 4- 4- 5-	max. 6 max. 7,2 max. 9,7 max. 12			
DES PM M 50/17B	type 1: 1732066018	5- 5- 3- 4-	max. 5,5 max. 6,5 max. 9,7 max. 11,4			
DES PM M 50/20B	type 1: 1732066021	16- 4-	max. 6,5 max. 9,7			

The round metric DES PM M is an alternative to standard cable glands on electrical, electronic and telecommunication cabinets and equipment.

The cable is pushed through the front membrane, whilst the second membrane increases the strain relief and liquid resistance.

### Technical data

**Material:** TPE

**Flammability:** self-extinguishing acc. to UL94-V0

**Temperature:** -40°C... +110°C (static)

**Features:** halogens and silicones free

**Type 1:** wall thickness from 1,5 to 2,5 mm

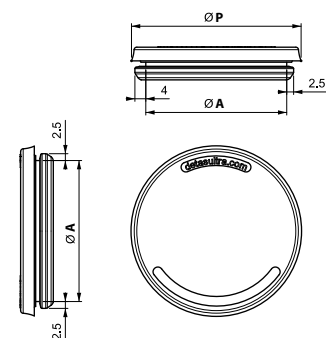
**Type 2:** wall thickness from 2,8 to 4 mm

### Related products

IFP plugs (page 85)

HY360 hydraulic punch driver (page 129)

### Dimensions [mm]



IP65

NEMA 12

UL TYPE 12



ECOLAB

UL94-V0

UV ISO 4892-2A

RoHS COMPLIANT



## Plugs for cable entry plates

► Plugs for holes with diameter from 4,5 to 22,5 mm



The IFP inserts fit into the holes of the cable entry plates so that they can be used many times. They range from 4,5 to 22,5 mm diameter.

### Technical data

**Material:** PA6

**Flammability:** UL94-HB

**Temperature:** -30°C... +100°C (static)

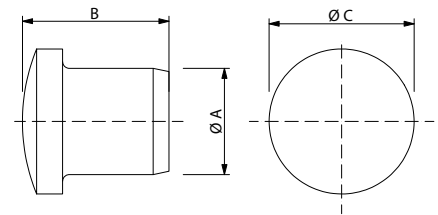
**Features:** halogens and silicones free

### Related products

DES PM                      SPP M grommets  
DES PDM                    SPG K grommets  
SPP K grommets            SPG M grommets

Model	Code	Ø Holes [mm]	Dimensions [mm]			Pcs /pack
			A	B	C	
IFP 5G	1732070002	4,5 - 8,0	5,5	12,5	10,0	10
IFP 9G	1732070004	8,0 - 12,0	9,5	16,0	13,5	
IFP 12G	1732070006	12,0 - 16,0	12,0	16,5	16,5	
IFP 16G	1732070008	16,0 - 19,0	16,0	19,5	20,5	
IFP 20G	1732070010	20,0 - 22,5	20,0	21,5	24,5	
Model	Code	Ø Holes [mm]	Dimensions [mm]			Pcs /pack
			A	B	C	
IFP 5B	1732070012	4,5 - 8,0	5,5	12,5	10,0	
IFP 9B	1732070014	8,0 - 12,0	9,5	16,0	13,5	
IFP 12B	1732070016	12,0 - 16,0	12,0	16,5	16,5	
IFP 16B	1732070018	16,0 - 19,0	16,0	19,5	20,5	

Dimensions [mm]



# DES PDM CAPS

## Caps for cable entry plates

**NEW**

- Caps with convex head
- Available with black color
- For DES PDM cable entry plates



The DES PDM CAPS keeps the product clean from the front, preventing dirt from settling in the screw seats.

### Technical data

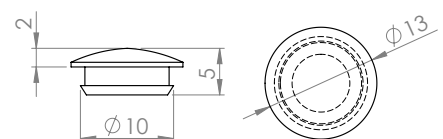
**Material:** HDPE

### Related products

DES PDM 24            DES PDM S  
DES PDM 24 FT      DES PDM KN  
DES PDM Q

Model	Code	Ø Hole [mm]	Dimensions [mm]			Pcs /pack
			A	B	C	
DES PDM CAPS	1732019980	9,5	13	10	5	50

Dimensions [mm]



# Group 3

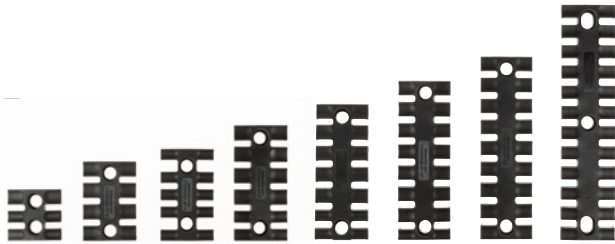
## Strain relief modules





## Strain relief modules - screw fixing

- ▶ Modules also available with aluminum or brass bushings
- ▶ Strain relief acc. to EN 62444
- ▶ Easy to install
- ▶ Cost efficient solution
- ▶ UL94-V0



Modules without bushings					
Model	Code	Dimensions [mm]		Teeth	Pcs /pack
		L1	L2		
AP 39	1733020003	38,5	19,5	3	10
AP 60	1733020004	59,5	43,5	4	
AP 70	1733020005	69,1	43,5	5	
AP 87	1733020006	86,5	68	6	
AP 103	1733020007	102,5	84	7	
AP 121	1733020008	121	102,5	8	
AP 140	1733020009	139,5	121	9	
AP 180	1733020010	180	157	12	

The AP modules are used in electrical switchboards and equipment in order to keep the cables tidy whilst providing strain relief according to EN 62444.

The cables can be fixed with standard plastic ties or reusable velcro ties.

Spacers are available for multi-tier applications.

### Technical data

**Material:** PA66

**Flammability:** self-extinguishing acc. to UL94-V0

**Temperature:** -40°C... +140°C (static)

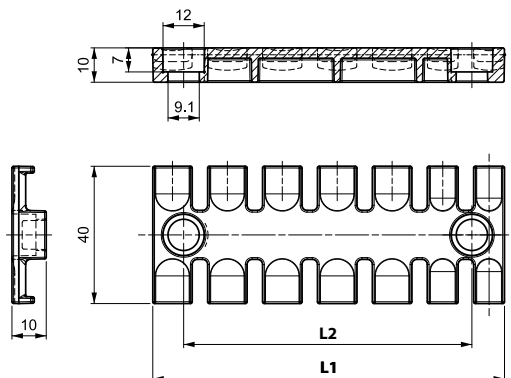
**Features:** halogens and silicones free

### Related products

DZ spacers

FV cable ties

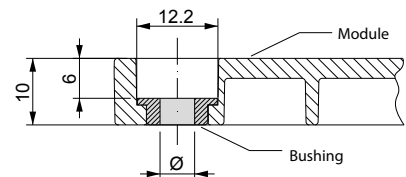
### Dimensions [mm]





## Strain relief modules - screw fixing

Modules with aluminum bushings			Modules with brass bushings			Dimensions [mm]		Teeth	Pcs /pack
Model	Code	Bushing	Model	Code	Bushing	L1	L2		
AP 39 BA4	1733021403	Ø4	AP 39 BR4	1733022403	Ø4	38,5	19,5	3	10
AP 60 BA4	1733021404		AP 60 BR4	1733022404		59,5	43,5	4	
AP 70 BA4	1733021405		AP 70 BR4	1733022405		69,1	43,5	5	
AP 87 BA4	1733021406		AP 87 BR4	1733022406		86,5	68	6	
AP 103 BA4	1733021407		AP 103 BR4	1733022407		102,5	84	7	
AP 121 BA4	1733021408		AP 121 BR4	1733022408		121	102,5	8	
AP 140 BA4	1733021409		AP 140 BR4	1733022409		139,5	121	9	
AP 180 BA4	1733021410		AP 180 BR4	1733022410		180	157	12	
AP 39 BA5	1733021503	Ø5	AP 39 BR5	1733022503	Ø5	38,5	19,5	3	
AP 60 BA5	1733021504		AP 60 BR5	1733022504		59,5	43,5	4	
AP 70 BA5	1733021505		AP 70 BR5	1733022505		69,1	43,5	5	
AP 87 BA5	1733021506		AP 87 BR5	1733022506		86,5	68	6	
AP 103 BA5	1733021507		AP 103 BR5	1733022507		102,5	84	7	
AP 121 BA5	1733021508		AP 121 BR5	1733022508		121	102,5	8	
AP 140 BA5	1733021509		AP 140 BR5	1733022509		139,5	121	9	
AP 180 BA5	1733021510		AP 180 BR5	1733022510		180	157	12	
AP 39 BA6	1733021603	Ø6	AP 39 BR6	1733022603	Ø6	38,5	19,5	3	
AP 60 BA6	1733021604		AP 60 BR6	1733022604		59,5	43,5	4	
AP 70 BA6	1733021605		AP 70 BR6	1733022605		69,1	43,5	5	
AP 87 BA6	1733021606		AP 87 BR6	1733022606		86,5	68	6	
AP 103 BA6	1733021607		AP 103 BR6	1733022607		102,5	84	7	
AP 121 BA6	1733021608		AP 121 BR6	1733022608		121	102,5	8	
AP 140 BA6	1733021609		AP 140 BR6	1733022609		139,5	121	9	
AP 180 BA6	1733021610		AP 180 BR6	1733022610		180	157	12	







## Strain relief modules for DIN and Omega rails

- ▶ Strain relief according to EN 62444
- ▶ Easy to install
- ▶ Cost efficient solution
- ▶ UL94-V0



APD 180



APD 39-80-140



Model	Code	Dimensions [mm]		Teeth	Pcs /pack
		L1	L2		
APD 39	1733000003	38,5	28,3	3	10
APD 80	1733000006	79,5	68	6	
APD 140	1733000009	139,5	128,1	9	
APD 180	1733000012	180	157	12	

The APD modules are used in electrical cabinets to organise the cables whilst providing strain relief according to EN 62444.

The cables can be fixed with standard plastic ties or reusable velcro ties.

### Technical data

**Material:** PA66

**Flammability:** self-extinguishing acc. to UL94-V0

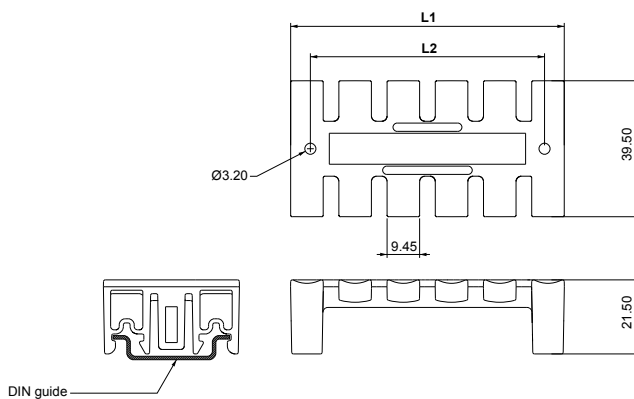
**Temperature:** -40°C... +140°C (static)

**Features:** halogens and silicones free

### Related products

FV cable ties

### Dimensions [mm]





# AP-DP

## Strain relief modules - double comb for screw fixing


- ▶ Strain relief acc. to EN 62444
- ▶ Easy to install
- ▶ Cost efficient solution
- ▶ UL94-V0





Aluminum bushing



Brass bushing



Model	Code	Bushing	Dimensions [mm]		Teeth	Pcs /pack
			L1	L2		
AP-DP 63	1733010047	-	63,4	42	4-7	10
AP-DP 95	1733010611	-	95	74,5	6-11	
AP-DP 119	1733010713	-	119	108	7-13	
AP-DP 63-BA4	1733011447	Aluminum  Ø4	63,4	42	4-7	
AP-DP 95-BA4	1733011411		95	74,5	6-11	
AP-DP 119-BA4	1733011413		119	108	7-13	
AP-DP 63-BR4	1733012447	Brass  Ø4	63,4	42	4-7	
AP-DP 95-BR4	1733012411		95	74,5	6-11	
AP-DP 119-BR4	1733012413		119	108	7-13	

The AP-DP modules are used in electrical switchboards and equipment keeping cables of various sizes tidy whilst providing strain relief according to EN 62444.

The cables can be fixed with standard plastic ties or reusable Velcro ties.

Spacers are available for multi-tier applications.

### Technical data

**Material:** PA66

**Flammability:** self-extinguishing acc. to UL94-V0

**Temperature:** -40°C... +140°C (static)

**Features:** halogens and silicones free

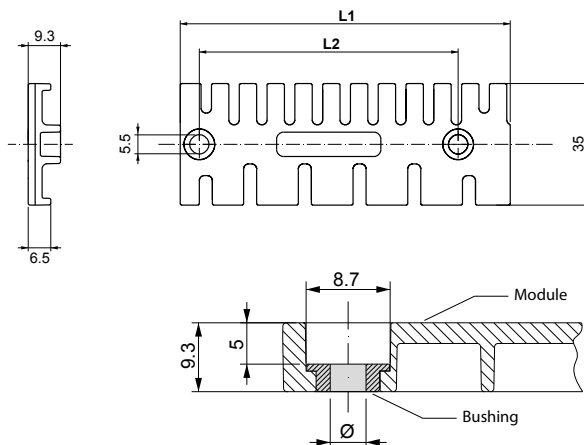
### Related products

DZ spacers

FV cable ties

3


### Dimensions [mm]





## Spacers

► Increase in cable bundle density



DZ 30



DZ 32

Model	Code	Suitable for	H [mm]	D1 [mm]	D2 [mm]	Pcs /pack
DZ 30	1733020011	AP-DP	30	7	5,2	10
DZ 32	1733020012	AP	32	12	6,2	

The spacers are used to build a multi-tier system in the case of a large number of cables.


### Technical data

**Material:** Aluminum

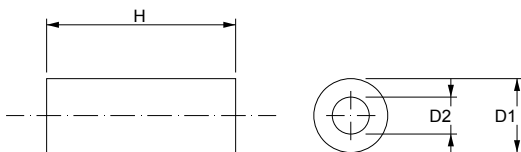
### Related products

AP strain relief modules

AP-DP double-comb strain relief modules



### Dimensions [mm]






# MFK - MFY

## Cable fixing clamps

- ▶ For cable diameter from 13 to 95 mm
- ▶ Strain relief acc. to EN 61914
- ▶ Fixing screws not included



Model	Code	Cable nr.	Ø Cable min/max [mm]	Dimensions [mm]				Pcs /pack
				L	B	H	D	
MFK 13-25	1733030010	1 -	13/25	87,5	47	35	60	1
MFK 20-36	1733030015	1 -	20/36	88	58	42	60	
MFKD 36-52	1733030021	1 -	36/52	106,5	59	49,5	75	
MFK 55-75	1733030025	1 -	55/75	113,5	59	52	83	
MFK 75-95	1733030030	1 -	75/95	128	59	64,5	95	
MFY 27-38	1733030040	3 -	27/38	175	70	73,5	125	
MFY 38-51	1733030050	3 -	38/51	189	76	94	144	
MFY 51-69	1733030060	3 -	51/69	214	80,5	121	168	

The MFK/MFY cable clamps are used to secure cables with diameters up to 95 mm diameter in safe and strain relief position.

The MFK is used for single cable and the MFY is used up to three cables.

They are normally used in electrical installation to keep the cables in the right position according to EN 61914 strain relief standard.

### Technical data

**Material:** PA

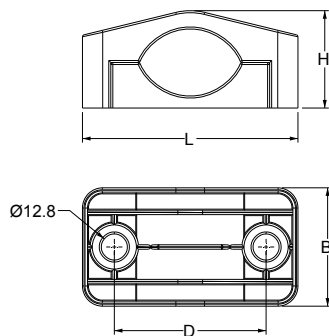
**Flammability:** self-extinguishing acc. to UL94-V0

**Temperature:** -40°C... +140°C (static)

**Features:** halogens and silicones free

3

### Dimensions [mm]





## Reusable cable ties for single or multiple wiring

**NEW**

- ▶ For cables with diameter from 6 to 32 mm
- ▶ Strain relief according to EN 62444
- ▶ Fastening with adhesive and/or with screw (not included)
- ▶ Reusable
- ▶ Cost effective and practical solution



Model	Code	A min/max Ø [mm]	Dimensions [mm]				Pcs /pack
			L	B	H	D	
CFP 1	1733030110	6 - 25,5	91	8	25	18	100
CFP 2	1733030120	8,5 - 27,5	90	12	30	21	
CFP 3	1733030130	9 - 32	110	12	30	21	

The CFP series cable clamps are used for single or multiple cables offering an available space ranging from 6 to 32mm.

They are reusable and lock the cable or cables with excellent anti-sag traction and are installed in a very short time.

Fixing is done with an adhesive base and/or with a central screw.

### Technical data

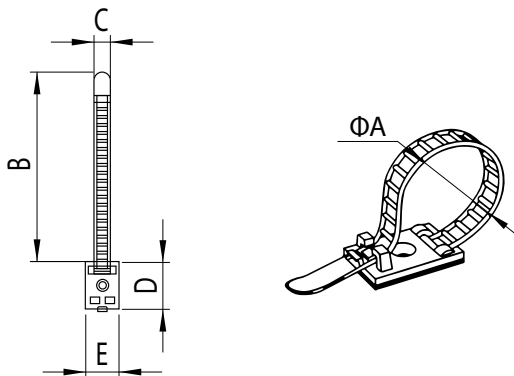
**Material:** PA66

**Flammability:** self-extinguishing acc. to UL94-V2

**Temperature:** -20°C... +100°C (static)

**Features:** halogens and silicones free

### Dimensions [mm]



3





# FV OW

## Velcro® ONE-WRAP® ties

- ▶ The Velcro® ties can be reusable many times
- ▶ Adaptable to the cable shape
- ▶ Suitable for high vibration scenarios
- ▶ Packed pre-cutted in reels
- ▶ Without glue, no chemical traces
- ▶ Standard color black, other colors on demand



Model	Code	Dimensions [mm]			Pcs /pack
		A	B	C	
OW13	1733021012	13	200	7	100
OW20	1733021013	20	230	13	



The Velcro® cable ties allow a large number of cables to be bundled together. They prevent damage during vibration events and can be reused several times. The OW series includes already pre-cutted ties conveniently packed in 100 pcs reel.

### Technical data

**Material:** PE + Nylon

**Flammability:** self-extinguishing acc. to UL94-V2

**Temperature:** 0°C... + 104°C (static)

### Related products

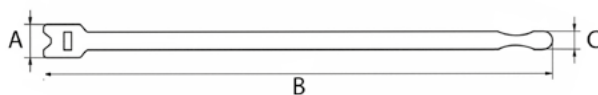
AP strain relief modules

AP-DP double-comb strain relief modules

APD strain relief modules for DIN rails

3



### Dimensions [mm]





## Hook and loop cable ties

- ▶ The hook and loop cable ties can be reused
- ▶ Adaptable to the shape of the cable bundles
- ▶ Particularly effective in the event of vibration
- ▶ Also available in reels



Model	Code	Dimensions [mm]		Pcs /pack
		L	W	
FV1	1733020020	200	10	100
FV2	1733020025	200	13	
FV3	1733020030	300	17	
BOB 10X25	1733021010	25 m	10	1
BOB 20X25	1733021020	25 m	20	
BOB 15X10	1733021006	10 m	15	
BOB 19X10	1733021008	10 m	19	
BOB 38X10	1733021009	10 m	38	

Hook and loop cable ties allow a large number of cables to be bundled together. They prevent damage in the event of vibration and can be reused many times.

They are available in 3 different types or in 25 m reels.

### Technical data

**Material:** PE + Nylon

**Flammability:** self-extinguishing acc. to UL94-V2

**Temperature:** 0°C... + 104°C (static)

### Related products


AP strain relief modules

AP-DP double-comb strain relief modules

APD strain relief modules for DIN rails

Other models on request

Dimensions [mm]





## Metal detectable cable ties

- ▶ Especially designed for food and pharma industries
- ▶ Self-extinguishing UL94-V2
- ▶ 4 measures standard, other on request
- ▶ Useable in the HACCP process



Model	Code	Dimensions [mm]		Pcs /pack
		L	W	
FVM101	1733021101	100	2,5	100
FVM150	1733021150	150	3,6	
FVM200	1733021200	200	4,8	
FVM300	1733021300	300	4,8	

The metal detectable cable ties are FDA compliant for Food & Pharma industries application. A particular production process add a metallic pigment which makes the cable ties detectable by x-rays and metal detectors.

They can be used in the HACCP process reducing the risk of food contamination.

The blue color help the visual recognition.

### Technical data

**Material:** PA66

**Flammability:** self-extinguishing acc. to UL94-V2

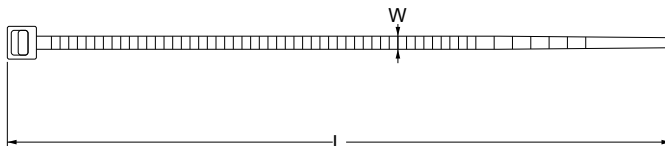
**Temperature:** -40°C... + 85°C (static)

### Related products

DES PDM 24 clean

FVM cable ties

### Dimensions [mm]







## Fixing clips for metal detectable cable ties

- ▶ Specific for the food and pharmaceutical industry
- ▶ Self-extinguishing UL94-HB
- ▶ Double fixing system: adhesive or screws
- ▶ Fixing on four sides
- ▶ Can be used in the HACCP process



Model	Code	Dimensions [mm]				Cable tie max. width	Pcs /pack
		L	W	H	D		
FVS-Q1	1733021305	12,8	12,8	3,4	-	3,2	100
FVS-Q2	1733021310	19	19	4,2	3,5	4	
FVS-Q3	1733021315	28,1	28,1	5,2	5,7	5,3	
FVS-R8	1733021325	14,8	9,5	7,2	4,5	4,8	100
FVS-T10	1733021335	21,7	15,9	9,7	4,5	9	100

The fixing clips for FVM cable ties are specially designed for the food and pharmaceutical industry. An exclusive manufacturing process includes a metallic pigment that makes them detectable by metal detectors or X-ray devices. The mounting supports allow the fixing of the clamps even in areas with high vibrations, thanks to the 4 direction fixing.

Can be used in the HACCP process reducing the risk of food contamination.

The blue colour facilitates visual recognition.

### Technical data

**Material:** PA66

**Flammability:** self-extinguishing acc. to UL94-HB


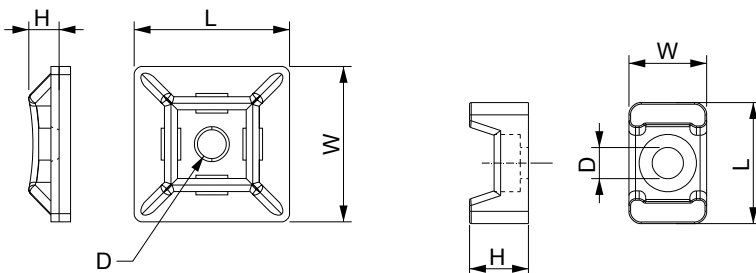
**Temperature:** -40°C... + 85°C (static)

### Related products

DES PDM 24 clean

FVM cable ties

### Dimensions [mm]



# Group 4

## EMC shielding





## Shield clamps with screw fixing with double cable tie secure

- ▶ Suitable for a range of cables from 1,5 to 30 mm
- ▶ Possibility of obtaining shield grounding and anti-tear functions with a single device
- ▶ Double cable tie secure possible
- ▶ Snap-in assembly, no need to use tools
- ▶ Constant pressure of the spring on the cable sheath without having to run tests and checks
- ▶ Available with hole M5



Model	Code	Clamping range [mm]	Hole D	Thickness	Dimensions [mm]			Pcs /pack
					B	H	S	
MSA 1.5-3	1734030010	1,5 - 3	M4	0,5	11	17	8	50
	1734030011		M5	1,2				
MSA 3-6	1734030020	3 - 6	M4	0,5	11	20	8	
	1734030021		M5	1,2				
MSA 7-9	1734030030	7 - 9	M4	1,2	11	25	8	
	1734030031		M5	1,2				
MSA 9-12	1734030040	9 - 12	M4	1,2	13,5	34	8	
	1734030041		M5	1,2				
MSA 11-17	1734030050	11 - 17	M4	0,5	12	31	8	
	1734030052		M4	1,2				
	1734030051		M5	1,2				
MSA 18-22	1734030060	18 - 22	M4	1,2	22	43	8	
	1734030061		M5	1,2				
MSA 22-30	1734030070	22 - 30	M4	1,2	22,5	50	12	
	1734030071		M5	1,2				
MSAL 3-9	1734030080	3 - 9	M4	1,2	16,5	27	8	
	1734030081		M5	1,2				
MSAL 10-19	1734030090	10 - 19	M4	1,2	19,5	30,5	8	
	1734030091		M5	1,2				

The MSA shield clamps enable the cable shield to be grounded easily and effectively. They secure the anti-tear function on the cable by fixing it with one or two cable ties.

The shield clamp can be fixed with a M4 screw.

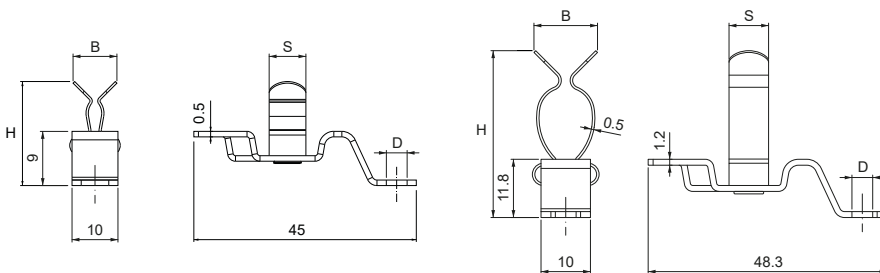
The anti-tear function complies with EN 62444 standards.

### Technical data

**Material:** spring steel, zinc plated



### Dimensions [mm]




Versione spessore 0.5

Versione spessore 1.2



## Shield clamps with screw fixing with double cable tie secure

- ▶ Suitable for a range of cables from 1,5 to 30 mm
- ▶ Possibility of obtaining shield grounding and anti-tear functions with a single device
- ▶ Double cable tie secure possible
- ▶ Snap-in assembly, no need to use tools
- ▶ Constant pressure of the spring on the cable sheath without having to run tests and checks



Model	Code	Clamping range [mm]	Dimensions [mm]				Pcs /pack
			L	B	H	S	
MSE 1.5-3	1734050010	1,5 - 3	10	11	15,5	8	50
MSE 3-6	1734050020	3 - 6	10	11	17,5	8	
MSE 7-9	1734050030	7 - 9	10	11	21	8	
MSE 9-12	1734050040	9 - 12	10	12	22,5	8	
MSE 11-17	1734050050	11 - 17	10	13,5	29	8	
MSE 18-22	1734050060	18-22	10	22	37	8	
MSE 22-30	1734050070	22-30	10	22,5	46,5	12	
MSEL 3-9	1734050080	3 - 9	10	16,5	24	8	
MSEL 10-19	1734050090	10 - 19	10	19,5	30,5	8	

The MSE shield clamps enable the cable shield to be grounded easily and effectively. They secure the anti-tear function on the cable by fixing it with one or two cable ties.

The shield clamp can be fixed with a M4 screw.

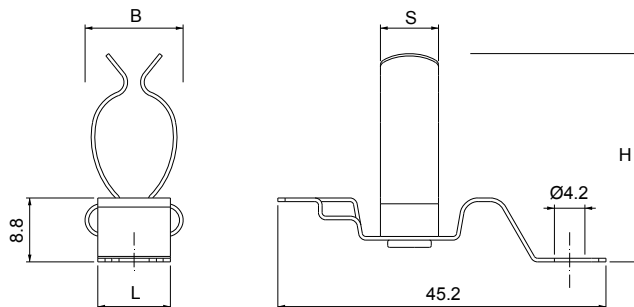
They secure the anti-tear function in compliance with EN 62444 by fixing the cable it with one or two cable ties.

### Technical data

**Material:** spring steel, zinc plated



### Dimensions [mm]





## Screw fixing shield clamps

**NEW**

- ▶ Suitable for a cable range from 1,5 to 12 mm diameter
- ▶ Useful in small places
- ▶ Screw fixing hole M4
- ▶ Constant pressure of the spring on the cable sheath



Model	Code	Clamping range [mm]	Dimensions [mm]				Pcs /pack
			L	B	H	S	
MSM 1.5-3	1734030110	1,5 - 3	10	11	19	11	50
MSM 3-6	1734030120	3 - 6	10	11	21.5	11	
MSM 7-9	1734030130	7 - 9	10	11	24	11	
MSM 9-12	1734030140	9 - 12	12	12	27.5	12	
MSML 3-9	1734030180	3 - 9	10	16.5	22	8	


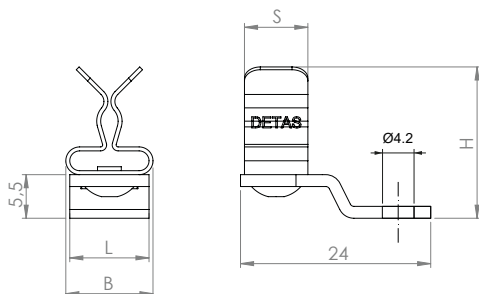
The MSM and MSML shield clamps enable the cable shield to be grounded easily and effectively.

The shield clamp can be fixed with a M4 screw or rivet.

### Technical data

**Material:** spring steel, zinc plated

### Dimensions [mm]




4



## Shield clamps for DIN TS15 Rail

**NEW**

- ▶ Suitable for a cable range from 1,5 to 9 mm diameter
- ▶ Shield grounding and anti-tear functions with a unique device
- ▶ Easy and fast installation without tools
- ▶ Constant pressure of the spring on the cable sheath without having to run tests and checks



Model	Code	Clamping range [mm]	Dimensions [mm]				Pcs /pack
			L	B	H	S	
MSG 1.5-3	1734060110	1,5 - 3	18,3				50
MSG 3-6	1734060120	3 - 6	21				
MSG 7-9	1734060130	7 - 9	23,2				

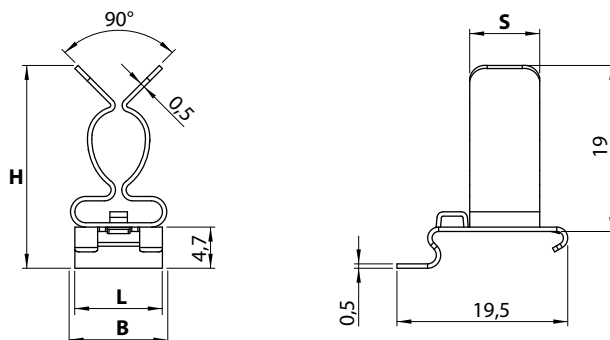
The MSG shield clamps enable the cable shield to be grounded easily and effectively. They secure the anti-tear function on the cable by fixing it with a tie.

The MSD shield clamps can be used on 15 mm DIN rails.

### Caratteristiche

**Material:** spring steel, zinc plated


### Dimensions [mm]





## Shield clamps for DIN and Omega rails

- ▶ Suitable for a wide range of cables from 22 to 74 mm
- ▶ Snap-in assembly, no need to use tools
- ▶ Available with a coupling base in two widths: 14 and 22 mm
- ▶ High vibration resistance
- ▶ Possibility of obtaining shield grounding and anti-tear functions with a single device
- ▶ Ideal adherence to cable shielding
- ▶ Constant pressure of the spring on the cable sheath without having to run tests and checks



Model	Code	Clamping range [mm]	Dimensions [mm]				Pcs /pack
			L	B	H	S	
MSD 22-30	1734020070	22 - 30	22	22,5	45	12	50
MSD 30-37	1734020080	30 - 37	22	31	58	12	10
MSD 38-48	1734020090	38 - 48	22	40	68,5	12	10
MSD 50-60	1734021095	50-60	22	50	75	12	10
MSD 62-74	1734021098	62-74	22	62	89	12	10

The MSD shield clamps enable the cable shield to be grounded easily and effectively. They secure the anti-tear function on the cable by fixing it with a tie.

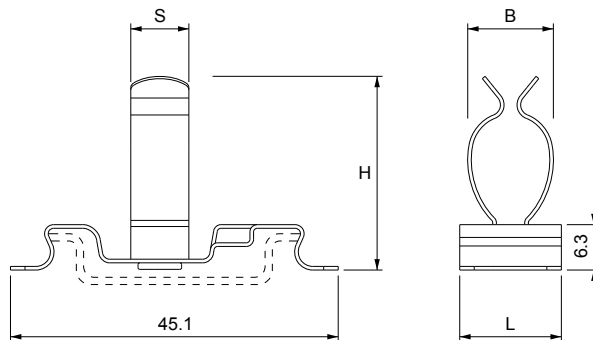
The anti-tear function complies with EN 62444 standards.

The MSD shield clamps can be used on 35 mm DIN/Omega rails.

### Technical data

**Material:** spring steel, zinc plated

### Dimensions [mm]




MSD 50-60



# MSD2

## Shield clamps for DIN and Omega rails with double cable tie secure

- ▶ Suitable for a wide range of cables from 1,5 to 22 mm
- ▶ Snap-in assembly, no need to use tools
- ▶ **Increased wings length for easier cable insertion**
- ▶ Double cable tie secure possible
- ▶ Possibility of obtaining shield grounding and anti-tear functions with a single device
- ▶ Ideal adherence to cable shielding
- ▶ Constant pressure of the spring on the cable sheath without having to run tests and checks



Model	Code	Clamping range [mm]	Dimensions [mm]				Pcs /pack
			L	B	H	S	
MSD2 1.5-3	1734021010	1,5 - 3	14	11	15	8	50
MSD2 3-6	1734021020	3 - 6	14	11	17,5	8	
MSD2 7-9	1734021030	7 - 9	14	11	20	8	
MSD2 9-12	1734021040	9 - 12	14	12	23	8	
MSD2 11-17	1734021050	11 - 17	14	13,5	29	8	
MSD2 18-22	1734021060	18 - 22	14	22	38	8	
MSD2L 3-9	1734021080	3 - 9	14	16,5	22	8	
MSD2L 10-19	1734021090	10 - 19	14	19,5	28,5	8	

The MSD2 shield clamps enable the cable shield to be grounded easily and effectively. They secure the anti-tear function on the cable by fixing it with one or two cable ties.

The anti-tear function complies with EN 62444 standards.

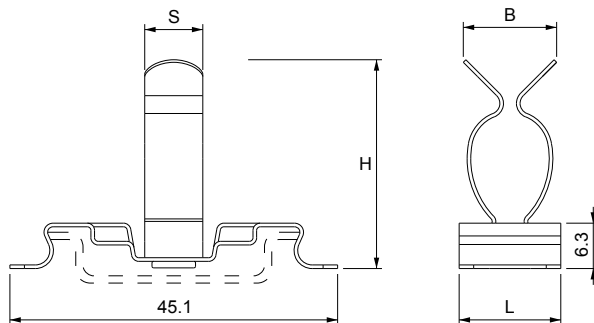
The MSD 2 shield clamps can be used on 35 mm DIN/Omega rails.

### Technical data

**Material:** spring steel, zinc plated



### Dimensions [mm]








## Double shield clamps for DIN and Omega rails

- ▶ Suitable for a range of cables from 1,5 to 6 mm
- ▶ Snap-in assembly, no need to use tools
- ▶ Space savings compared to conventional models
- ▶ Possibility of obtaining shield grounding and anti-tear functions with a single device
- ▶ Ideal adherence to cable shielding
- ▶ Constant pressure of the spring on the cable sheath without having to run tests and checks



Model	Code	Clamping range [mm]	Dimensions [mm]			Pcs /pack
			L	B	H	
MSP 1.5 - 3	1734010410	1,5 - 3	52.4	20	15.5	50
MSP 3 - 6	1734010420	3 - 6	52.4	20	18	
MSP 1.5-3 / 3-6	1734010430	1,5 - 6	52.4	20	18	

The MSP shield clamps enable the cable shield to be grounded easily and effectively. They secure the anti-tear function on the cable by fixing it with a cable tie.


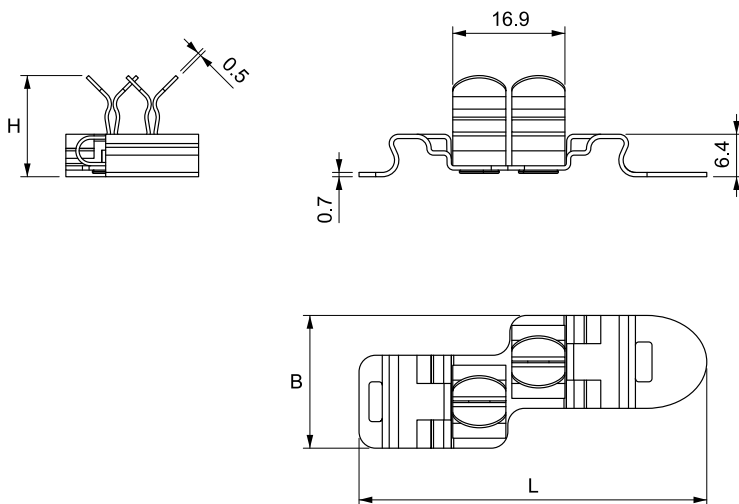
The anti-tear function complies with EN 62444 standards.

The MSD 2 shield clamps can be used on 35 mm DIN/Omega rails.

### Technical data

**Material:** spring steel, zinc plated

### Dimensions [mm]




4



## Shield clamps for 10 x 3 mm bar with double cable tie secure

- ▶ Suitable for a range of cables from 1,5 to 30 mm
- ▶ Possibility of obtaining shield grounding and anti-tear functions with a single device
- ▶ Double cable tie secure possible
- ▶ Snap-in assembly, no need to use tools
- ▶ Constant pressure of the spring on the cable sheath without having to run tests and checks



Model	Code	Clamping range [mm]	Dimensions [mm]				Pcs /pack
			L	B	H	S	
MSB 1.5-3	1734040010	1,5 - 3	10	11	15	8	50
MSB 3-6	1734040020	3 - 6	10	11	17	8	
MSB 7-9	1734040030	7 - 9	10	11	20	8	
MSB 9-12	1734040040	9 - 12	10	12	22	8	
MSB 11-17	1734040050	11 - 17	10	13,5	28	8	
MSB 18-22	1734040060	18 - 22	10	22	37	8	
MSB 22-30	1734040070	22 - 30	10	22,5	46,5	12	
MSBL 3-9	1734040080	3 - 9	10	16,5	23,5	8	
MSBL 10-19	1734040090	10 - 19	10	19,5	30	8	

The MSB shield clamps enable the cable shield to be grounded easily and effectively. They secure the anti-tear function on the cable by fixing it with one or two cable ties.

The MSB shield clamps can be used on 10x3 bars.

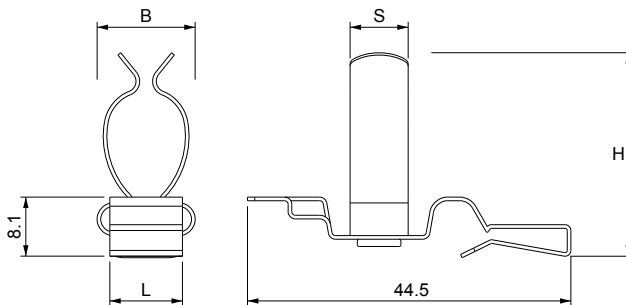
The anti-tear function complies with EN 62444 standards.

### Technical data

**Material:** spring steel, zinc plated




### Dimensions [mm]





## Shield clamps for 10 x 3 mm bar

- ▶ Suitable for a range of cables from 1,5 to 30 mm
- ▶ Possibility of obtaining shield grounding and anti-tear functions with a single device
- ▶ Snap-in assembly, no need to use tools
- ▶ Constant pressure of the spring on the cable sheath without having to run tests and checks



Model	Code	Clamping range [mm]	Dimensions [mm]				Pcs /pack
			L	B	H	S	
MSR 1.5-3	1734040310	1,5 - 3	10	11	16,5	8	50
MSR 3-6	1734040320	3 - 6	10	11	19	8	
MSR 7-9	1734040330	7 - 9	10	11	21,5	8	
MSR 9-12	1734040340	9 - 12	10	12	24,5	8	
MSR 11-17	1734040350	11 - 17	10	13,5	30	8	
MSR 18-22	1734040360	18 - 22	10	22	39,5	8	
MSR 22-30	1734040370	22 - 30	10	22,5	46,5	12	


The MSB shield clamps enable the cable shield to be grounded easily and effectively. They secure the anti-tear function on the cable by fixing it with a cable tie.

The MSB shield clamps can be used on 10x3 bars.

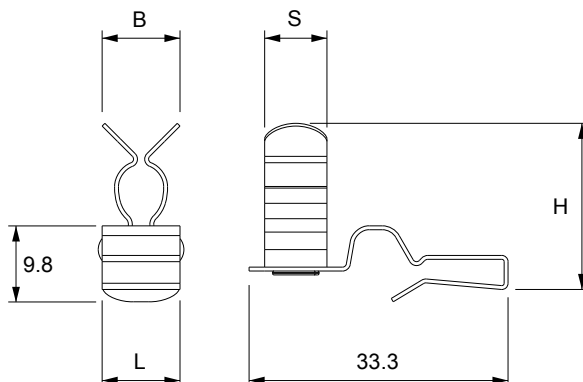
The anti-tear function complies with EN 62444 standards.

### Technical data

**Material:** spring steel, zinc plated



### Dimensions [mm]






# MSRB

## Shield clamps for 10 x 3 mm bar

**NEW**

- ▶ Suitable for a range of cables from 1,5 to 9 mm
- ▶ Possibility of obtaining shield grounding and anti-tear functions with a single device
- ▶ Snap-in assembly, no need to use tools
- ▶ Constant pressure of the spring on the cable sheath without having to run tests and checks



Model	Code	Clamping range [mm]	Dimensions [mm]		Pcs /pack
			L		
MSRB 1.5-3	1734040210	1,5 - 3	18,6		50
MSRB 3-6	1734040220	3 - 6	21,2		
MSRB 7-9	1734040230	7 - 9	23,5		

The MSR shield clamps enable the cable shield to be grounded easily and effectively. They secure the anti-tear function on the cable by fixing it with a cable tie.

The MSR shield clamps can be used on 10x3 bars.

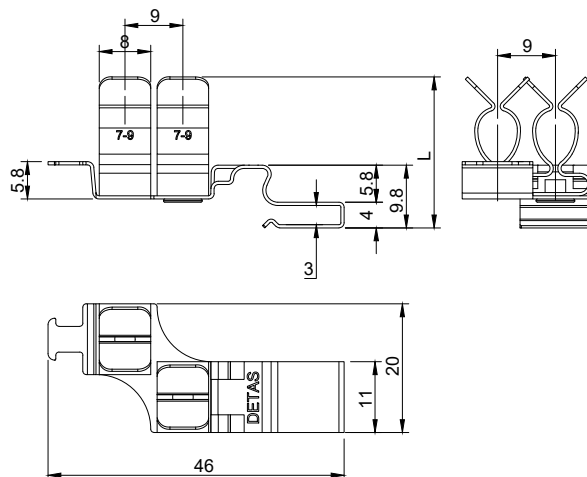
The anti-tear function complies with EN 62444 standards.

### Technical data

**Material:** spring steel, zinc plated



### Dimensions [mm]




4

## Shield clamps for 10 x 3 mm bar

**NEW**

- ▶ Suitable for a range of cables from 2 to 35 mm
- ▶ Installation on 3x10 busbar
- ▶ Snap-in assembly, no need to use tools
- ▶ Constant pressure of the spring on the cable sheath without having to run tests and checks



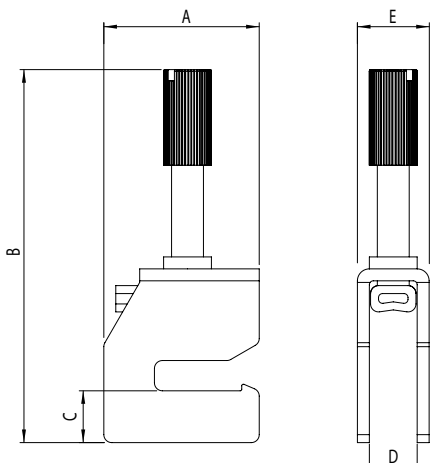
Model	Code	Clamping range [mm]	Dimensions [mm]					Pz /pack
			A	B	C	D	E	
MSH 2-5	1734040405	2 - 5	19,5	47,5	6,5	6,5	9,4	10
MSH 3-8	1734040408	3 - 8	19,5	49,5	6,5	9	12,4	
MSH 3-14	1734040414	3 - 14	19,5	60,6	6,5	14	17,3	
MSH 3-20	1734040420	3 - 20	19,5	75	6,5	21	24	
MSH 20-35	1734040435	20 - 35	20	106,5	6,5	36	40	

The MSH shield clamps enable the cable shield to be grounded easily and effectively. The MSH shield clamps are used on 10x3 bars and they are secured tightening the M4 or M5 screw which is also making strain relief function.

### Technical data

**Material:** zinc plated steel

### Dimensions [mm]






## Shield clamp for C 30mm rail

**NEW**

- ▶ Suitable for cable diameters from 6 to 42 mm
- ▶ Installation on C rail 30 mm
- ▶ Snap-in assembly with tightening nut
- ▶ Cost effective



Model	Code	Clamping range [mm]	Dimensions [mm]		Pz /pack
			B	H	
MST 6-12	1734040512	6 - 12	21	70	10
MST 12-18	1734040518	12 - 18	23	70	
MST 18-22	1734040522	18 - 22	27	70	
MST 22-30	1734040530	22 - 30	39	85	
MST 30-38	1734040538	30 - 38	45	90	
MST 38-42	1734040542	38 - 42	47	95	

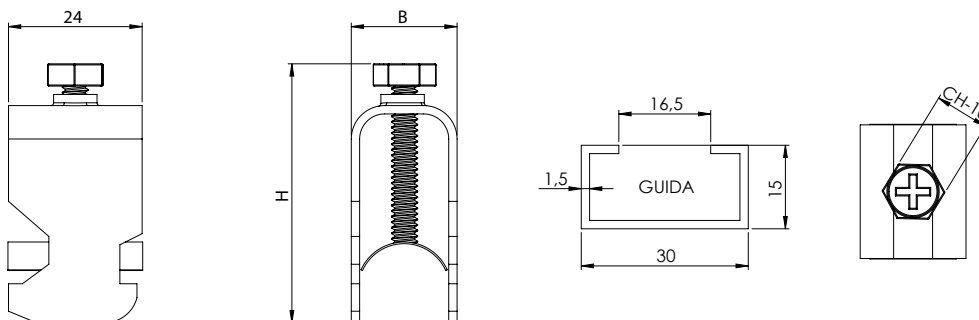
The MST shield clamps enable the cable shield to be grounded easily and effectively. The MST shield clamps are used on the C 30 mm rail and they are secured tightening the screw which is also making strain relief function.

### Technical data

**Material:** zinc plated steel



### Dimensions [mm]





## Shield clamps without foot

- ▶ Suitable for a wide range of cables from 30 to 74 mm
- ▶ Ideal adherence to cable shielding
- ▶ Possibility to mount the springs easily, no need to use tools
- ▶ Constant pressure of the spring on the cable sheath without having to run tests and checks
- ▶ High vibration resistance, maintenance free



Model	Code	Clamping range [mm]	Dimensions [mm]			Pcs /pack
			B	H	S	
MSS 30-37	1734010080	30 - 37	40	55	12	10
MSS 38-48	1734010090	38 - 48	40	64	12	10
MSS 50-60	1734010095	50 - 60	50	74,5	12	10
MSS 62-74	1734010100	62 - 74	62	88	12	10

The MSS shield clamps enable the cable shield to be grounded easily and effectively. The MSS shield clamps can be fixed with screws or rivets.

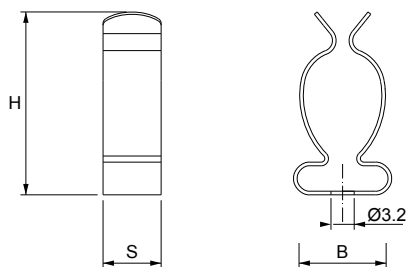
### Technical data

**Material:** spring steel, zinc plated

### Related products

MB DIN rail bases

### Dimensions [mm]





# MSS2

## Shield clamps without foot

- ▶ Suitable for a wide range of cables from 1,5 to 22 mm
- ▶ Ideal adherence to cable shielding
- ▶ **Increased wings length for easier cable insertion**
- ▶ Constant pressure of the spring on the cable sheath without having to run tests and checks
- ▶ High vibration resistance



Model	Code	Clamping range [mm]	Dimensions [mm]			Pcs /pack
			B	H	S	
MSS2 1.5-3	1734010210	1,5 - 3	11	13,5	8	50
MSS2 3-6	1734010220	3 - 6	11	16	8	50
MSS2 7-9	1734010230	7 - 9	11	18,5	8	50
MSS2 9-12	1734010240	9 - 12	12	22	8	50
MSS2 11-17	1734010250	11 - 17	13,5	27	8	50
MSS2 18-22	1734010260	18 - 22	22	36,5	8	50
MSS2 22-30	1734010270	22 - 30	22	43	12	10

The MSS2 shield clamps enable the cable shield to be grounded easily and effectively. The MSS2 shield clamps can be fixed with screws or rivets.

### Technical data

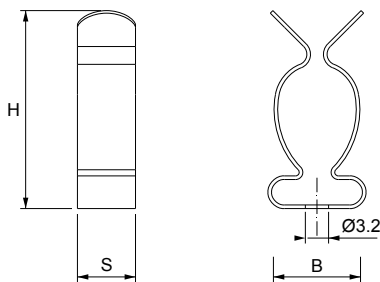
**Material:** spring steel, zinc plated

### Related products

MB DIN rail bases



### Dimensions [mm]








## Extended range shielding clamps without foot

- ▶ Suitable for a wide range of cables from 3 to 19 mm
- ▶ Snap-in assembly, no need to use tools
- ▶ Ideal adherence to cable shielding
- ▶ Constant pressure of the spring on the cable sheath without having to run tests and checks
- ▶ High vibration resistance, maintenance free



Model	Code	Clamping range [mm]	Dimensions [mm]			Pcs /pack
			B	H	S	
MSL 3-9	1734010310	3 - 9	16,5	20,6	8	50
MSL 10-19	1734010320	10 - 19	19,5	27	8	

The MSL shield clamps enable the cable shield to be grounded easily and effectively. The MSL shield clamps can be fixed with screws or rivets.

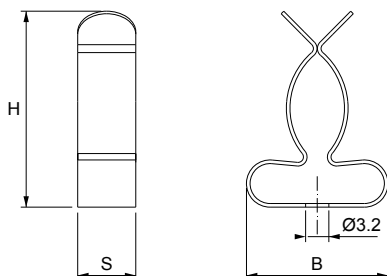
### Technical data

**Material:** spring steel, zinc plated

### Related products

MB DIN rail bases

### Dimensions [mm]





## Multiple EMC shielding

- ▶ Suitable for cable ranges from 1,5 to 12 mm
- ▶ Snap-in assembly, no need to use tools
- ▶ **Increased wings length for easier cable insertion**
- ▶ Constant pressure of the spring on the cable sheath without having to run tests and checks
- ▶ Saving installation time and money



Model	Code	Cable nr.	Clamping range [mm]	Dimensions [mm]			Pcs /pack
				B	L	H	
MSU 3x 1,5-3	1734030310	3	1,5 - 3	46	30	19,1	1
MSU 3x 3-6	1734030320	3	3 - 6	46	30	21,6	
MSU 3x 7-9	1734030330	3	7 - 9	46	30	24,0	
MSU 3x 9-12	1734030340	3	9 - 12	46	30	27,2	
MSU 4x 1,5-3	1734030410	4	1,5 - 3	61	30	19,1	
MSU 4x 3-6	1734030420	4	3 - 6	61	30	21,6	
MSU 4x 7-9	1734030430	4	7 - 9	61	30	24,0	
MSU 4x 9-12	1734030440	4	9 - 12	61	30	27,2	
MSU 5x 1,5-3	1734030510	5	1,5 - 3	72	46	19,1	
MSU 5x 3-6	1734030520	5	3 - 6	72	46	21,6	
MSU 5x 7-9	1734030530	5	7 - 9	72	46	24,0	
MSU 5x 9-12	1734030540	5	9 - 12	72	46	27,2	
MSU 6x 1,5-3	1734030610	6	1,5 - 3	88	62	19,1	
MSU 6x 3-6	1734030620	6	3 - 6	88	62	21,6	
MSU 6x 7-9	1734030630	6	7 - 9	88	62	24,0	
MSU 6x 9-12	1734030640	6	9 - 12	88	62	27,2	
MSU 7x 1,5-3	1734030710	7	1,5 - 3	104	78	19,1	
MSU 7x 3-6	1734030720	7	3 - 6	104	78	21,6	
MSU 7x 7-9	1734030730	7	7 - 9	104	78	24,0	
MSU 7x 9-12	1734030740	7	9 - 12	104	78	27,2	
MSU 8x 1,5-3	1734030810	8	1,5 - 3	120	94	19,1	
MSU 8x 3-6	1734030820	8	3 - 6	120	94	21,6	
MSU 8x 7-9	1734030830	8	7 - 9	120	94	24,0	
MSU 8x 9-12	1734030840	8	9 - 12	120	94	27,2	
MSU 9x 1,5-3	1734030910	9	1,5 - 3	140	116	19,1	
MSU 9x 3-6	1734030920	9	3 - 6	140	116	21,6	
MSU 9x 7-9	1734030930	9	7 - 9	140	116	24,0	
MSU 9x 9-12	1734030940	9	9 - 12	140	116	27,2	
MSU 10x 1,5-3	1734031010	10	1,5 - 3	150	126	19,1	
MSU 10x 3-6	1734031020	10	3 - 6	150	126	21,6	
MSU 10x 7-9	1734031030	10	7 - 9	150	126	24,0	
MSU 10x 9-12	1734031040	10	9 - 12	150	126	27,2	
MSU 11x 1,5-3	1734031110	11	1,5 - 3	166	140	19,1	
MSU 11x 3-6	1734031120	11	3 - 6	166	140	21,6	
MSU 11x 7-9	1734031130	11	7 - 9	166	140	24,0	
MSU 11x 9-12	1734031140	11	9 - 12	166	140	27,2	
MSU 12x 1,5-3	1734031210	12	1,5 - 3	182	156	19,1	
MSU 12x 3-6	1734031220	12	3 - 6	182	156	21,6	
MSU 12x 7-9	1734031230	12	7 - 9	182	156	24,0	
MSU 12x 9-12	1734031240	12	9 - 12	182	156	27,2	

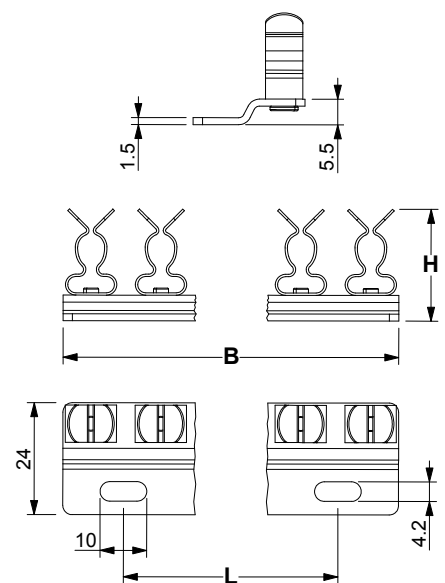
The multiple EMC shielding clamps can shorten the mounting time and space of a multitude of single clips.

The base of the clips is fixed with two M4 screws. Custom solutions are welcome.

### Technical data

**Material:** SS304 stainless steel (base)  
- spring steel, zinc plated (clips)

### Dimensions [mm]






## Spring shield clamps

- ▶ Suitable for a range of cables from 3 to 32 mm
- ▶ MFSD: version with base for 35mm DIN rail
- ▶ Constant pressure of the spring on the cable sheath without having to run tests and checks



MSF



MSFD

Model	Code	Clamping range [mm]	Dimensions [mm]			Pcs /pack
			H	L	B	
MSFD 3-8-12	1734020306	3-8-12	26,0	50,0	14,5	1
MSFD 3-8	1734020310	3-8	26,0	50,0	14,5	
MSF 4-13,5	1734020315	4-13,5	30,0	18,0	15,0	
MSFD 4-13,5	1734020320	4-13,5	30,0	50,5	20,5	
MSF 10-20	1734020325	10-20	40,0	26,0	25,0	
MSFD 10-20	1734020330	10-20	40,0	50,5	25,0	
MSF 15-32	1734020335	15-32	64,0	32,0	36,0	
MSFD 15-32	1734020340	15-32	64,0	50,5	34,5	

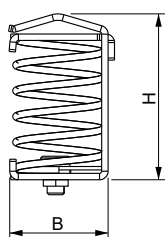
The MSF/MSFD shield clamps enable the cable shield to be grounded easily and effectively. They secure the strain relief function thanks to the spring which maintains constant pressure on the cable braid.

### Technical data

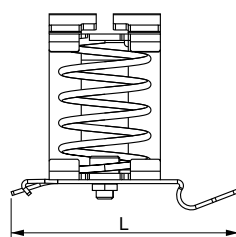
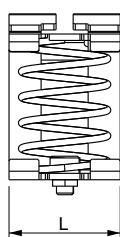
**Material:** steel




### Dimensions [mm]



MSF



MSFD





## Shield clamps for printed circuit boards

- ▶ Suitable for a cable ranges from 1,5 to 9 mm
- ▶ Direct mounting on PCB
- ▶ **Increased wings length for easier cable insertion**
- ▶ Constant pressure of the spring on the cable sheath without having to run tests and checks



Model	Code	Clamping range [mm]	Clamp dimensions H [mm]	Pcs /pack
MSC 1.5-3	1734060001	1,5 - 3	18	50
MSC 3-6	1734060003	3 - 6	20,5	
MSC 7-9	1734060006	7 - 9	23	

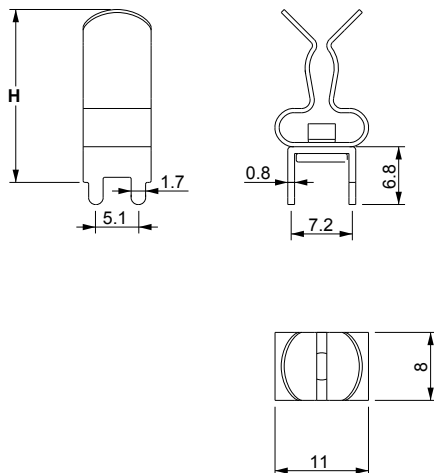
The MSC shield clamps enable the cable shield to be grounded easily and effectively. They secure the anti-tear function on the cable.

The MSC shield clamps is fixed and soldered directly on the PCB.

### Technical data

**Material:** spring steel, zinc plated, base in tinned brass

### Dimensions [mm]





## Intumescent gaskets for DES family

**NEW**

- ▶ Intumescent gaskets for fire barrier
- ▶ In compliance with EN1363-1 and EN45545-3
- ▶ **Direct installation on DES Frames**
- ▶ Cost effective and can be ordered separately from the frames




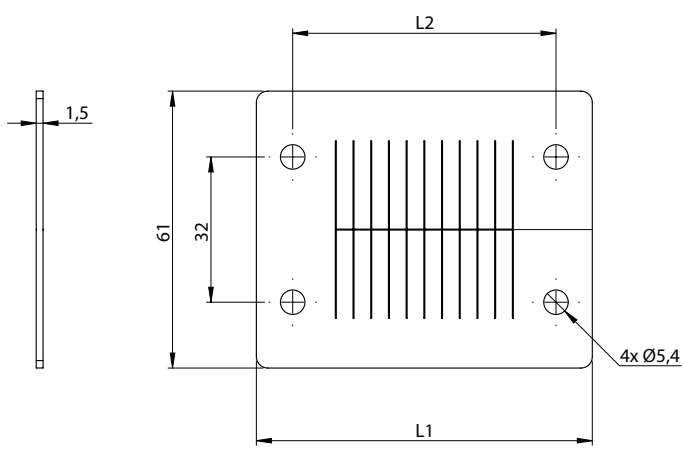
Model	Code	L1 [mm]	L2 [mm]	Pcs /pack
GKD-24	1734080824	146	130	1
GKD-16	1734080816	120	103	
GKD-10	1734080810	99	33	
GKD-Q	1734080808	74	58	

GKD series intumescent gaskets are used with DES, DES 24M frames for fire protection according to EN1363-1 and EN45545-3. They consist of a flexible, intumescent material that expands under pressure with thermal influence. In the event of a fire, foam forms and a solid, pressure-resistant wall is created.

### Technical data

**Material:** graphite-based intumescent material

### Dimensions [mm]




4



## EMC brackets for DES Family

**NEW**

- ▶ Direct installation on dES frames
- ▶ Effective grounding of the cable shield with integrated strain relief
- ▶ **Quick installation**
- ▶ Cost effective




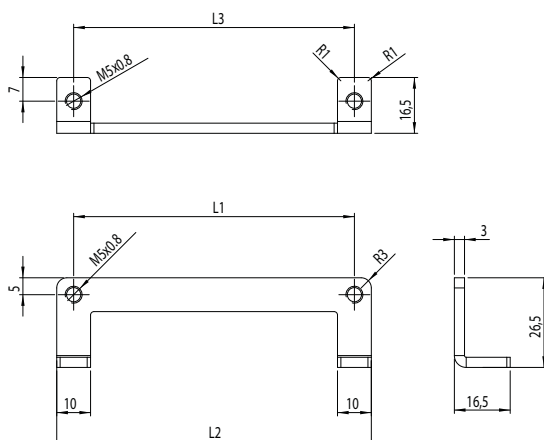
Model	Code	L1 [mm]	L2 [mm]	L3 [mm]	Pcs /pack
EMCS24	1734090124	83	93	83	1
EMCS16	1734090116	103	113	103	
EMCS10	1734090110	130	140	130	
EMCSQ	1734090108	58	68	58	

The brackets of the EMCS series can be installed on the DES, DES M, DES CLiCK frames for shielding the cables using the MSB, MSR, MSRP or MSH clips.

### Technical data

**Material:** Stainless steel SS 304

### Dimensions [mm]






## EMC bracket with strain relief for OSF family

- ▶ Stainless steel bracket for grounding the cable shield
- ▶ Quick installation on OSF divisible cable glands
- ▶ Cable strain relief with cable tie

**NEW**



Model	Code	Clamp dimensions H [mm]	Pcs /pack
BROSF-16-1,5-3	1734052316	16,5	10
BROSF-16-3-6	1734052317	16,5	
BROSF-20-1,5-3	1734052320	20,5	10
BROSF-20-3-6	1734052321	20,5	
BROSF-25-1,5-3	1734052325	25,5	10
BROSF-25-3-6	1734052326	25,5	
BROSF-32 -1,5-3	1734052332	32,5	10
BROSF-32 -3-6	1734052333	32,5	

The OSF EMC brackets allow grounding and strain relief of the shielded cables when installed in the OSF splittable cable glands family.

There are 4 models for the relevant metric openings M16, M20, M25 and M32 with two models of shield clips from 1,5 to 6 mm. Other diameters can be supplied upon request.

### Technical data

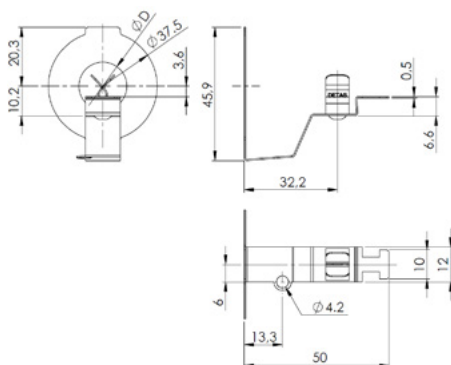
**Material:** Stainless steel SS304

### Related products

OSF  
OSF 90

Other models on request

### Dimensions [mm]






# MB

## 35 mm DIN RAIL bases

- ▶ Steel clips for installation of several devices on DIN 35mm rail
- ▶ Quick installation with rivets
- ▶ Strong and secure fixing



Model	Code	Dimensions [mm]			Pcs /pack
		B	H	S	
MB14	1734000150	14	45,1	6,2	50
MB22	1734000100	22	42,6	6,3	

The MB DIN rail bases are used as quick and solid installation of any kind of device on the 35mm DIN rail. Any device can be fixed to the base with rivets.


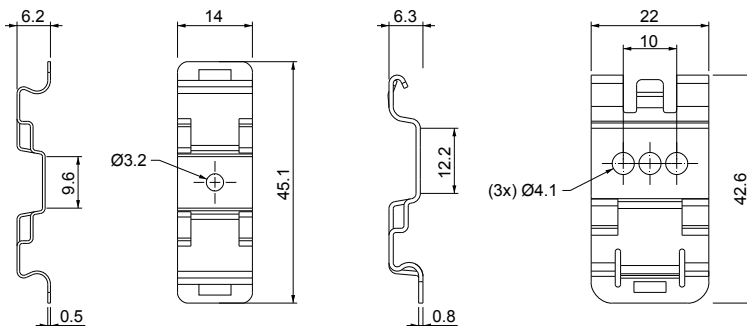
### Technical data

**Material:** spring steel, zinc plated

### Related products

MSS shield clamps  
MSS2 shield clamps  
MSL shield clamps

### Dimensions [mm]







## Box with shield clamp samples

- ▶ 163 shield clamps
- ▶ Wide choice of models with different fixings
- ▶ Price savings compared to separate purchase of each part
- ▶ Practical, transportable box



Model	Code	Dimensions [mm]	Pcs
Engineering Box EMC	1734090100	370 x 300 x 90	1

Practical box containing 163 shield clamps, various dimensions and fixing methods are available.

Thanks to the wide choice it is possible to select the most suitable model for the specific application.

BOX CONTENT	
Pcs	Model
10	MB14
10	MB22
20	MSL 3-9
20	MSL 10-19
5	MSS 22-30
5	MSS 30-37
4	MSS 38-48
3	MSD 22-30
3	MSD 30-37
3	MSD 38-48
10	MSD2L 3-9
10	MSD2L 10-19
10	MSBL 3-9
10	MSBL 10-19
10	MSAL 3-9
10	MSAL 10-19
10	MSEL 3-9
10	MSEL 10-19



## Earthing straps

- ▶ Sections from 6 to 25 mm<sup>2</sup>
- ▶ Custom solutions available
- ▶ Sections up to 95 mm<sup>2</sup> on request
- ▶ High conductivity




Model	Code	Section [mm <sup>2</sup> ]	Dimensions [mm]			
			L	W	X	D
CTX-6/200/M6	1734080010	6	200	11	13	7
CTX-6/250/M6	1734080015	6	250	11	13	7
CTX-6/300/M6	1734080020	6	300	11	13	7
CTX-6/400/M6	1734080025	6	400	11	13	7
CTX-6/500/M6	1734080030	6	500	11	13	7
CTX-10/100/M6	1734080035	10	100	17	23	7
CTX-10/100/M8	1734080040	10	100	17	23	9
CTX-10/150/M8	1734080045	10	150	17	23	9
CTX-10/200/M6	1734080050	10	200	17	23	7
CTX-10/200/M8	1734080055	10	200	17	23	9
CTX-10/250/M6	1734080060	10	250	17	23	7
CTX-10/300/M6	1734080065	10	300	17	23	7
CTX-10/300/M8	1734080070	10	300	17	23	9
CTX-10/400/M6	1734080075	10	400	17	23	7
CTX-10/400/M8	1734080080	10	400	17	23	9
CTX-10/500/M6	1734080085	10	500	17	23	7
CTX-16/100/M6	1734080090	16	100	17	23	7
CTX-16/100/M8	1734080095	16	100	17	23	9
CTX-16/150/M6	1734080100	16	150	17	23	7
CTX-16/150/M8	1734080105	16	150	17	23	9
CTX-16/200/M6	1734080110	16	200	17	23	7
CTX-16/200/M8	1734080115	16	200	17	23	9
CTX-16/250/M8	1734080120	16	250	17	23	9
CTX-16/300/M6	1734080125	16	300	17	23	7
CTX-16/300/M8	1734080130	16	300	17	23	9
CTX-16/350/M8	1734080135	16	350	17	23	9
CTX-16/400/M8	1734080140	16	400	17	23	9
CTX-16/500/M8	1734080145	16	500	17	23	9
CTX-16/600/M8	1734080150	16	600	17	23	9
CTX-25/100/M10	1734080155	25	100	23	23	11
CTX-25/150/M10	1734080160	25	150	23	23	11
CTX-25/200/M8	1734080165	25	200	23	23	9
CTX-25/200/M10	1734080170	25	200	23	23	11
CTX-25/250/M8	1734080175	25	250	23	23	9
CTX-25/300/M8	1734080180	25	300	23	23	9
CTX-25/300/M10	1734080185	25	300	23	23	11
CTX-25/350/M10	1734080190	25	350	23	23	11
CTX-25/400/M8	1734080195	25	400	23	23	9
CTX-25/500/M8	1734080200	25	500	23	23	9
CTX-25/600/M8	1734080205	25	600	23	23	9

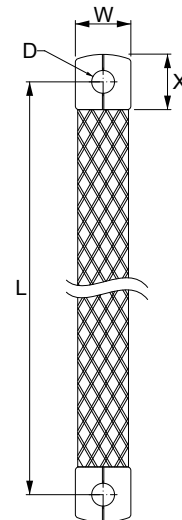
The CTX flexible earthing straps are made of tinned copper braided wires.  
Pure Cu-ETP - ASTM C11000 copper enables an excellent ground connection.

### Technical data

**Material:** tinned copper >99,95%



Dimensions [mm]













## Splittable frames for cable shielding

- ▶ Multiple configurations with small and large grommets
- ▶ Frame screws in AISI304 Stainless Steel
- ▶ Sturdy construction IK10
- ▶ High levels of EMI shielding
- ▶ Anti-static protection
- ▶ Threaded inserts version on request



Model	Code	Dimensions [mm]	Max. cut-out [mm]	Pcs /pack
DES 24 EMC	1734014024	 146 x 61	112 x 39	10
DES 16 EMC	1734014016	 120 x 61	86 x 39	
DES 10 EMC	1734014010	 99 x 61	63 x 39	
DES Q EMC	1734014008	 74 x 61	40 x 39	
DES L2 EMC	1734014002	 74 x 41	40 x 18	
DES L3 EMC	1734014003	 99 x 41	63 x 18	
DES L4 EMC	1734014004	 120 x 41	86 x 18	
DES L5 EMC	1734014005	 146 x 41	112 x 18	

The DES EMC splittable frames are used when is necessary to ground shielded cables in fast and efficient way.

The cable outer sheath is removed and directly connected to the EMI acrylic coating which is in contact with the metal panel thanks to the fixing screws.

### Technical data

**Material:** PP+GF, EMI acrylic coating

**Flammability:** self-extinguishing acc. to UL94-V0

**Temperature:** -40°C... +155°C (static)

**Features:** halogens and silicones free

### Related products

SPG EMC grommets

SPP EMC grommets

DES Cover (page 24)

DES Flap (page 25)

HY360 hydraulic punch driver (page 129)

PF cable entry system plates (page 130)




# SPP EMC / SPG EMC



## Cable grommets small and large

- ▶ Grommets for cables from 2 to 35 mm diameter
- ▶ "Blind" version available
- ▶ UL94-V0



Model	Code	Ø Cable [mm]	Pcs /pack
SPP 0 EMC	1734024100	"blind"	10
SPP 2 EMC	1734024102	2-3	
SPP 3 EMC	1734024103	3-4	
SPP 4 EMC	1734024104	4-5	
SPP 5 EMC	1734024105	5-6	
SPP 6 EMC	1734024106	6-7	
SPP 7 EMC	1734024107	7-8	
SPP 8 EMC	1734024108	8-9	
SPP 9 EMC	1734024109	9-10	
SPP 10 EMC	1734024110	10-11	
SPP 11 EMC	1734024111	11-12	
SPP 12 EMC	1734024112	12-13	
SPP 13 EMC	1734024113	13-14	
SPP 14 EMC	1734024114	14-15	
SPP 15 EMC	1734024115	15-16	
SPP 16 EMC	1734024116	16-17	
SPP 2x2 EMC	1734024304	2 x 2	10
SPP 2x3 EMC	1734024306	2 x 3	
SPP 2x4 EMC	1734024308	2 x 4	
SPP 2x5 EMC	1734024310	2 x 5	
SPP 2x6 EMC	1734024312	2 x 6	
SPP 2x7 EMC	1734024314	2 x 7	
SPP 2x8 EMC	1734024316	2 x 8	
SPP 4x2 EMC	1734024318	4 x 2	10
SPP 4x3 EMC	1734024320	4 x 3	
SPP 4x4 EMC	1734024322	4 x 4	
SPP 4x5 EMC	1734024324	4 x 5	
SPP 4x6 EMC	1734024326	4 x 6	

Model	Code	Ø Cable [mm]	Pcs /pack
SPG 0 EMC	1734024000	"blind"	10
SPG 17 EMC	1734024117	17-18	
SPG 18 EMC	1734024118	18-19	
SPG 19 EMC	1734024119	19-20	
SPG 20 EMC	1734024120	20-21	
SPG 21 EMC	1734024121	21-22	
SPG 22 EMC	1734024122	22-23	
SPG 23 EMC	1734024123	23-24	
SPG 24 EMC	1734024124	24-25	
SPG 25 EMC	1734024125	25-26	
SPG 26 EMC	1734024126	26-27	
SPG 27 EMC	1734024127	27-28	
SPG 28 EMC	1734024128	28-29	
SPG 29 EMC	1734024129	29-30	
SPG 30 EMC	1734024130	30-31	
SPG 31 EMC	1734024131	31-32	
SPG 32 EMC	1734024132	32-33	
SPG 33 EMC	1734024133	33-34	
SPG 34 EMC	1734024134	34-35	

4

The EMC grommets enable several cables from 2 to 35 mm diameter to be installed in the DES EMC splittable frame.

The 2X and 4X versions allow multiple cables in the same grommet.

### Technical data

**Material:** TPE, EMI acrylic coating

**Flammability:** self-extinguishing acc. to UL94-V0

**Temperature:** -40°C... +110°C (static)

**Features:** halogens and silicones free

### Related products

DES EMC

IP66

NEMA 12, 4X



ECOLAB



# Group 5

## Splittable corrugated pipes





## Splittable corrugated pipes

- ▶ Splittable double pipes
- ▶ Suitable for cables with connectors
- ▶ Easy openable during maintenance procedure



Model	NW	Code	Pipe [mm]		Clip compatible	Pcs /pack
			Ø external	Ø internal		
FL 6	NW6	1735010010	10	6,3	FW 6	multiple of 5 m
FL 10	NW10	1735010014	8,8	13,5	FW 10	
FL 11	NW11	1735010016	16,1	11,5	FW 11	
FL 14	NW14	1735010020	18,7	13,2	FW 14	
FL 16	NW16	1735010022	21,9	16	FW 16	
FL 20	NW20	1735010026	26	19,8	FW 20	
FL 23	NW23	1735010032	31,3	23,7	FW 23	
FL 29	NW29	1735010035	35,5	27,3	FW 29	
FL 37	NW37	1735010042	41,4	31	FW 37	
FL 45	NW45	1735010054	54,2	43,1	FW 45	
FL 70	NW70	1735010080	79,8	67	--	

The splittable corrugated pipes FL can be used for cables with and without connectors. The double pipe allow maintenance operation or changes easily and saving times, especially with pre-terminated cables.

### Technical data

**Material:** PP

**Flammability:** self-extinguishing acc. to UL94-V2

**Temperature:** -40°C... +110°C (static)

**Features:** halogens and silicones free

### Related products

FW Clips for corrugated tubes



## Clips for corrugated pipes

- ▶ Easy installation, tool free
- ▶ V2 Self-extinguishing



Model	Code	Ø [mm]	Pcs /pack
FW 6	1735030010	10	10
FW 10	1735030013	13	
FW 11	1735030015	15,8	
FW 14	1735030018	18,5	
FW 16	1735030021	21,2	
FW 20	1735030025	25	
FW 23	1735030028	28,8	
FW 29	1735030034	34,5	
FW 37	1735030042	42,5	
FW 45	1735030054	54,5	

The FW holders are use for the corrugated pipes fixing.

They can be used with or without cover which ensures more stability to the pipe in case of curves or vibrations.

### Technical data

**Material:** PA

**Flammability:** self-extinguishing acc. to UL94-V2

**Temperature:** -40°C... +110°C (static)

**Features:** halogens and silicones free


### Related products

FL Splittable corrugated tubes



# Group 6

## Accessories







## Hydraulic punch driver for round and rectangular cut-outs

- ▶ Hand punch driver with rotating 360° head
- ▶ Thanks to its low weight, the punch driver can be used by one person only
- ▶ The punch driver produces a hydraulic power of 120 kN and can be used for stainless steel walls with a maximum thickness of 3,5 mm
- ▶ All the available punches are compatible with our products




### Technical data

**Material:** Aluminum alloy, steel punches

**Hydraulic power:** 120 kN

**Weight:** 2,5 kg

Model	Code	Dimensions [mm]	Pcs /pack
Hydraulic punch driver HY360	1736010100		1
Rectangular punch for DES 24	1736010024	108 x 39	1
Rectangular punch for DES 16	1736010016	86 x 39	
Rectangular punch for DES 10	1736010010	63 x 39	
Rectangular punch for DES Q	1736010008	40 x 39	
Rectangular punch for DES L2	1736010002	40 x 22	
Rectangular punch for DES L3	1736010003	63 x 22	
Rectangular punch for DES L4	1736010004	86 x 22	
Rectangular punch for DES L5	1736010005	108 x 22	
Rectangular punch for DES PM 24 and DES PDM 24	1736010124	112 x 36	
Rectangular punch for DES PDM Q	1736010108	46 x 46	
Round punch M22	1736010022	Ø 22.5	1
Round punch M25	1736010025	Ø 25.5	
Round punch M32	1736010032	Ø 32.5	
Round punch M40	1736010040	Ø 40.5	
Round punch M50	1736010050	Ø 50.5	
Round punch M63	1736010063	Ø 63.5	



Rectangular punch



Round punch



## Cable entry system plates

- ▶ Compatible with Rittal AE cabinets
- ▶ Type 16 and 24 holes


The PF adapter plates are compatible with Rittal cabinets and are equipped with 24 and 16 poles heavy connectors opening. They are fixed with screws and can be provided according to the quantity of the cables that need to be routed inside the cabinet.

### Technical data

**Material:** Painted zinc plated steel

### Related products

DES 24            DES FLAP            DES Z  
DES 16            DES COVER            DES ZZ  
DES PDM 24



Model	Code	Dimensions [mm]	Appearance	Type	Pcs /pack
PF 2	1736020020	330 x 90 x 2,5		2x24	1
PF 3	1736020030	339 x 149 x 2,5		2x24	
PF 4	1736020040	339 x 149 x 2,5		4x24	
PF 5	1736020050	534 x 149 x 2,5		4x16	
PF 6	1736020060	534 x 149 x 2,5		3x24	
PF 7	1736020070	534 x 149 x 2,5		6x24	



## Cable entry system plates

- ▶ Compatible with Rittal AE cabinets
- ▶ Holes for DES 24MX and DES 380



The PF cable entry system are compatible with AE Rittal cabinets and can be equipped with DES 24MX and DES 380M spittable cable entry system frames.

### Technical data

**Material:** Painted zinc plated steel

### Related products


DES 24MX2    DES 380M  
DES 380MX3

Model	Code	Dimensions [mm]	Appearance	Type	Pcs /pack
PFD1	1736020080	339 x 149 x 2,5		2x DES 24MX2	1
PFD2	1736020090	339 x 149 x 2,5		1x DES 380M 1x DES 24MX2	
PFD3	1736020100	339 x 149 x 2,5		1x DES 380MX3	
PFD4	1736020110	534 x 149 x 2,5		3x DES 24MX2	
PFD5	1736020120	534 x 149 x 2,5		1x DES 380M 2x DES 24MX2	
PFD6	1736020130	534 x 149 x 2,5		1x DES 380MX3 1x DES 24MX2	



## Splittable cable entry plates

- ▶ Compatible with Rittal VX 25 cabinets
- ▶ Type 24 cut-out
- ▶ Threaded hole for rapid mounting of cable entry systems



The PFX adapter plates are compatible with Rittal cabinets and are equipped with 24 holes heavy connectors opening.

After they are placed on the bottom panel, the cable entry systems can be mounted thanks to the threaded holes.

The overmolded gasket on DES series guarantees faster installation times.

### Technical data

**Material:** Painted zinc plated steel

### Related products

- |            |              |
|------------|--------------|
| DES 24     | DES FLAP 24  |
| DES 24M    | DES COVER 24 |
| DES 24-90  | DES Z 24     |
| DES PDM 24 | DES ZZ 24    |


Model	Code	Dimensions [mm]	Hole distance [mm]	Appearance	Pcs /pack
PFX-600	1736020600	488 x 100 x 1,5	475		1
PFX-800	1736020800	688 x 100 x 1,5	675		
PFX-1000-2*	1736021000	438 x 100 x 1,5	425		

\* for double door models.



## Brushes for Rittal cabinets

- ▶ Snap-in assembly
- ▶ Compatible with Rittal cabinet
- ▶ For sheet metal thickness from 1 to 2 mm
- ▶ Customizations for a few pieces
- ▶ The brushes allow the passage of a high number of cables



Model	Code	Length [L] [mm]	Pcs /pack
SQZ 600	1736030006	600	1
SQZ 800	1736030008	800	
SQZ 1000	1736030010	1000	
SQZ 1200	1736030012	1200	

The SQZ brushes are compatible with the main models of Rittal cabinets.

Cables can come out throughout the length of the bottom panel.

Easy snap-in assembly.

For sheet metal thickness from 1 to 2 mm.

### Technical data

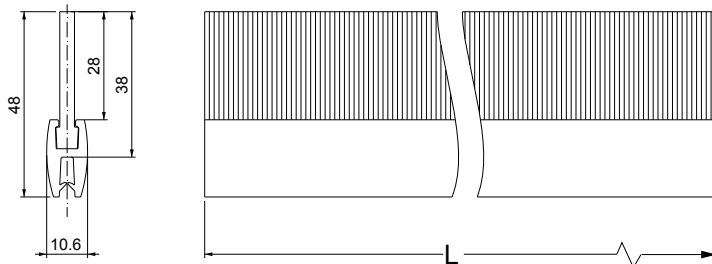
**Material:** PA

**Flammability:** self-extinguishing acc. to UL94-V0

**Temperature:** -25°C... +80°C (static)

**Features:** halogens and silicones free

### Dimensions [mm]





# DemoBox Deluxe

## DemoBox for DetasUltra products

- ▶ Updated with the latest products
- ▶ Dedicated to customers and distributors: it shows the quality and the variety of the DetasUltra solutions



Model	Code	Dimensions [mm]	Pcs
DemoBox Deluxe	1736999840	460 x 360 x 90	1

BOX CONTENT	
Pcs	Model
3	Splittable frames
4	Splittable cable glands
2	Splittable frames with brush
10	SPP single grommets
4	SPP multiple grommets
2	SPG large grommets
1	Snap-in connection
1	Closing plate
5	Cable entry plates without internal frame
5	Cable entry plates with internal frame
3	Strain relief modules
5	Shield clamps
1	M5 screwdriver
DetasUltra gadgets	




# Group 7









## Frames and plates ATEX





## Splittable frames for cables with and without connectors



Model	Code	Dimensions [mm]	Cut-out [mm]	Pcs /pack
DES 24A	1731310024	 146 x 61	112 x 39	1
DES 16A	1731310016	 120 x 61	86 x 39	
DES 10A	1731310010	 99 x 61	63 x 39	
DES QA	1731310008	 74 x 61	40 x 39	
DES L2A	1731310002	 74 x 41	40 x 18	
DES L3A	1731310003	 99 x 41	63 x 18	
DES L4A	1731310004	 120 x 41	86 x 18	
DES L5A	1731310005	 146 x 41	112 x 18	
Upon request:	1731991020	Set of 4 mounting screws in AISI304 with Black Dacromet finishing		10

The DES cable entry system consists of a splittable frame designed to accommodate small (SPP), multiple (X) or large (SPG) grommets for cables with and without connectors. The grommets can be freely positioned into the frame.

The overmolded gasket guarantees faster installation times and the complete V0 self-extinguishing of the system.

**DES ATEX series can be used in zone 2 and 22 according to IEC 60079-10.**

### Technical data

**Material:** PP+GF

**Flammability:** self-extinguishing acc. to UL94-V0

**Temperature:** -40°C... +155°C (static)

**Features:** halogens and silicones free

### Related products

SPP grommets (from page 43)

SPG grommets (from page 49)

HY360 hydraulic punch driver (page 129)

PF cable entry system plates (page 130)

\* Indoor only



IP66

NEMA 12, 4X

UL TYPE 12, 4X



ECOLAB




IK10





## Divisible cable gland with locknut

- ▶ Frame screws in AISI304 Stainless Steel with Black Dacromet finishing
- ▶ M25, M32 and M63 metric sizes
- ▶ IP66 and NEMA 4X\* certified
- ▶ Strain relief according to EN 62444
- ▶ Sturdy construction IK10
- ▶ Integrated gasket



Model	Code	Some possible configurations	Cut-out Ø [mm]	Pcs /pack
DESPRED 25A	1731350025		25,5	10
DESPRED 32A	1731350032		32,5	
DESPRED 63A	1731350063		63,5	

The DESPRED series are divisible cable glands for metric threads.

The 63 model can be used with small, multiple and large grommets for cables up to 34 mm diameter. With multiple grommets it is possible to accommodate up to 16 cables. Future cable size changes can also be easily accommodated using various grommets.

**DESPRED ATEX series can be used in zone 2 and 22 according to IEC 60079-10.**

### Technical data

**Material:** PP+GF

**Flammability:** self-extinguishing acc. to UL94-V0

**Temperature:** -40°C... +155°C (static)

**Features:** halogens and silicones free

### Related products

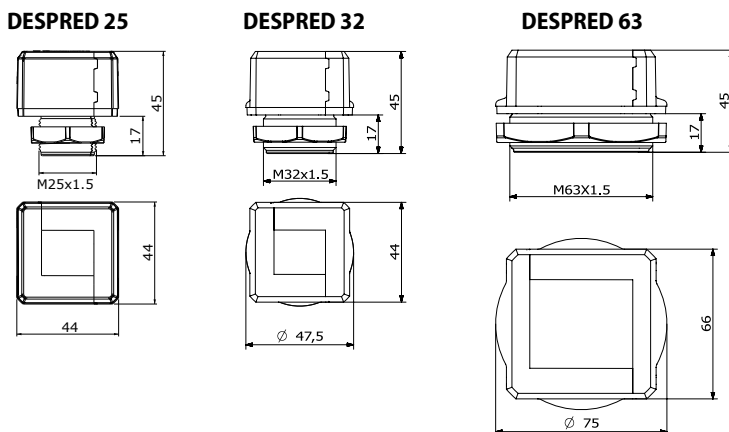
SPP grommets (from page 43)

SPG grommets (from page 49)

HY360 hydraulic punch driver (page 129)

Divisible locknuts (page 37-38)

### Dimensions [mm]



\* Indoor only



## DES grommets - small: single, double and quadruple

- ▶ Grommets for cables from 2 to 17 mm diameter
- ▶ "Blind" version available
- ▶ Grey and black colours available
- ▶ UL94-V0 for both colours



Model	Code	Ø Cable [mm]	Model	Code	Pcs /pack
		◻			
SPP 0GA	1731320100	"blind"	SPP 0BA	1731320200	10
SPP 2GA	1731320102	2-3	SPP 2BA	1731320202	
SPP 3GA	1731320103	3-4	SPP 3BA	1731320203	
SPP 4GA	1731320104	4-5	SPP 4BA	1731320204	
SPP 5GA	1731320105	5-6	SPP 5BA	1731320205	
SPP 6GA	1731320106	6-7	SPP 6BA	1731320206	
SPP 7GA	1731320107	7-8	SPP 7BA	1731320207	
SPP 8GA	1731320108	8-9	SPP 8BA	1731320208	
SPP 9GA	1731320109	9-10	SPP 9BA	1731320209	
SPP 10GA	1731320110	10-11	SPP 10BA	1731320210	
SPP 11GA	1731320111	11-12	SPP 11BA	1731320211	
SPP 12GA	1731320112	12-13	SPP 12BA	1731320212	
SPP 13GA	1731320113	13-14	SPP 13BA	1731320213	
SPP 14GA	1731320114	14-15	SPP 14BA	1731320214	
SPP 15GA	1731320115	15-16	SPP 15BA	1731320215	
SPP 16GA	1731320116	16-17	SPP 16BA	1731320216	
		◻◻			
SPP 2x2GA	1731320304	2 x 2	SPP 2x2BA	1731320404	10
SPP 2x3GA	1731320306	2 x 3	SPP 2x3BA	1731320406	
SPP 2x4GA	1731320308	2 x 4	SPP 2x4BA	1731320408	
SPP 2x5GA	1731320310	2 x 5	SPP 2x5BA	1731320410	
SPP 2x6GA	1731320312	2 x 6	SPP 2x6BA	1731320412	
SPP 2x7GA	1731320314	2 x 7	SPP 2x7BA	1731320414	
SPP 2x8GA	1731320316	2 x 8	SPP 2x8BA	1731320416	
		◻◻◻			
SPP 4x2GA	1731320318	4 x 2	SPP 4x2BA	1731320418	10
SPP 4x3GA	1731320320	4 x 3	SPP 4x3BA	1731320420	
SPP 4x4GA	1731320322	4 x 4	SPP 4x4BA	1731320422	
SPP 4x5GA	1731320324	4 x 5	SPP 4x5BA	1731320424	
SPP 4x6GA	1731320326	4 x 6	SPP 4x6BA	1731320426	

The SPP grommets enable several cables from 2 to 17 mm diameter to be installed in the DES splittable frame.

The 2X and 4X\* versions allow multiple cables in the same grommet.

**SPP ATEX series can be used in zone 2 and 22 according to IEC 60079-10.**

### Technical data

**Material:** TPE

**Flammability:** self-extinguishing acc. to UL94-V0 (grey or black)

**Temperature:** -40°C... +110°C (static)

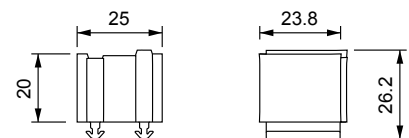
**Features:** halogens and silicones free

### Related products

DES 24	DESPRED	DES 16M
DES 16	DESCLICK	DES 16MX
DES 10	DES 24M	
DES Q	DES 24MX	



### Dimensions [mm]



\* Indoor only

## DES grommets with extended range - for cables without connectors

- ▶ Diameters from 2,5 to 16,5 mm
- ▶ "Blind" pierceable grommets
- ▶ Grey and black colours available
- ▶ UL94-V0 for both colours



Double parallel membrane



Model	Code	Ø Cable min/max [mm]	Model	Code	Pcs /pack
		"blind"			
SPP K0GA	1731321100	"blind"	SPP K0BA	1731323100	10
SPP K1GA	1731321110	2,5/7	SPP K1BA	1731323110	
SPP K2GA	1731321115	4,5/10	SPP K2BA	1731323115	
SPP K3GA	1731321120	7,5/12,5	SPP K3BA	1731323120	
SPP K4GA	1731321125	9/14	SPP K4BA	1731323125	
SPP K5GA	1731321127	12/16,5	SPP K5BA	1731323127	

The SPP K grommets have a dual function: they can be used as "blind" grommets for future application of single cable without connector or they can be used as single grommet for one cable without connector. The cable size can be chosen between 4 solutions from 2,5 a 16,5 mm diameter.

The double membrane ensures the highest water and dust protection.

**SPP K ATEX series can be used in zone 2 and 22 according to IEC 60079-10.**

### Technical data

**Material:** TPE

**Flammability:** self-extinguishing acc. to UL94-V0 (grey or black)

**Temperature:** -40°C... +110°C (static)

**Features:** halogens and silicones free

### Related products


DES 24	DESPRED	DES 16M
DES 16	DESCLICK	DES 16MX
DES 10	DES 24M	
DES Q	DES 24MX	

# SPP M ATEX

## DES multiple grommets with extended range for cables without connectors

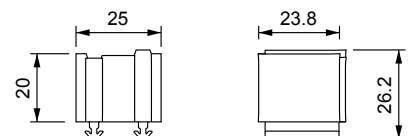
- ▶ Cable diameter max. 7 mm
- ▶ "Blind" pierceable grommets
- ▶ Grey and black colours available
- ▶ UL94-V0 for both colours

Double parallel membrane



Model	Code	Cable nr. - Ø cable [mm]	Model	Code	Pcs /pack
SPP M4GA	1731320504	4 – max. 6	SPP M4BA	1731320604	10
SPP M4bGA	1731320505	2 – max. 3 2 – max. 7	SPP M4bBA	1731320605	

Dimensions [mm]




\* Indoor only



## DES grommets - large

- ▶ Grommets for cables with and without connectors or for corrugated pipes from 17 to 35 mm diameter
- ▶ 2 blind versions available
- ▶ UL94-V0 for both grey and black



Model	Code	Ø Cable [mm]	Model	Code	Pcs /pack
SPG 0GA	1731322000	"blind"	SPG 0BA	1731322020	10
SPG 17GA	1731322117	17-18	SPG 17BA	1731322217	
SPG 18GA	1731322118	18-19	SPG 18BA	1731322218	
SPG 19GA	1731322119	19-20	SPG 19BA	1731322219	
SPG 20GA	1731322120	20-21	SPG 20BA	1731322220	
SPG 21GA	1731322121	21-22	SPG 21BA	1731322221	
SPG 22GA	1731322122	22-23	SPG 22BA	1731322222	
SPG 23GA	1731322123	23-24	SPG 23BA	1731322223	
SPG 24GA	1731322124	24-25	SPG 24BA	1731322224	
SPG 25GA	1731322125	25-26	SPG 25BA	1731322225	
SPG 26GA	1731322126	26-27	SPG 26BA	1731322226	
SPG 27GA	1731322127	27-28	SPG 27BA	1731322227	
SPG 28GA	1731322128	28-29	SPG 28BA	1731322228	
SPG 29GA	1731322129	29-30	SPG 29BA	1731322229	
SPG 30GA	1731322130	30-31	SPG 30BA	1731322230	
SPG 31GA	1731322131	31-32	SPG 31BA	1731322231	
SPG 32GA	1731322132	32-33	SPG32BA	1731322232	
SPG 33GA	1731322133	33-34	SPG33BA	1731322233	
SPG 34GA	1731322134	34-35	SPG34BA	1731322234	

The SPG grommets are designed for cables with or without connectors or for corrugated pipes with diameter from 17 to 35mm.

**SPG ATEX series can be used in zone 2 and 22 according to IEC 60079-10.**

### Technical data

**Material:** TPE


**Flammability:** self-extinguishing acc. to UL94-V0 (grey or black)

**Temperature:** -40°C... +110°C (static)

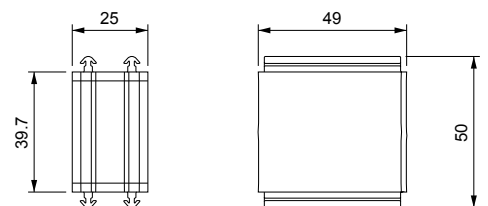
**Features:** halogens and silicones free

### Related products

DES 24	DESPRED	DES 16M
DES 16	DESCLICK	DES 16MX
DES 10	DES 24M	
DES Q	DES 24MX	



### Dimensions [mm]



\* Indoor only



IP66

NEMA 12, 4X

UL TYPE 12, 4X



ECOLAB



RoHS COMPLIANT



## DES grommets - large - for cables without connectors - double membrane

- ▶ K1, K2 e K3 for sigle cables with diameters from 16 to 30 mm
- ▶ K0 blind grommet
- ▶ IP66 for SPG K1, K2 and K3



Model	Code	Ø Cable [mm]	Model	Code	Pcs /pack
SPG K0GA	1731322300	max. 32	SPG K0BA	1731322400	10
SPG K1GA	1731322310	16-22	SPG K1BA	1731322410	
SPG K2GA	1731322320	23 - 26	SPG K2BA	1731322420	
SPG K3GA	1731322330	26 - 30	SPG K3BA	1731322430	

The SPG K are blind grommets which can be also used for cables without connectors with diameter from 16 to 30mm.

The SPG K0 can be perforated but the IP protection is not guaranteed.

Thanks to the double membrane in the SPG K1-K2-K3 grommets an optimal dust and water protection are achieved.

**SPG K ATEX series can be used in zone 2 and 22 according to IEC 60079-10.**

### Technical data

**Material:** TPE


**Flammability:** self-extinguishing acc. to UL94-V0 (grey or black)

**Temperature:** -40°C... +110°C (static)

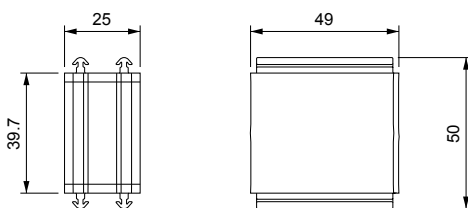
**Features:** halogens and silicones free

### Related products

DES 24	DESPRED	DES 16M
DES 16	DESCCLICK	DES 16MX
DES 10	DES 24M	
DES Q	DES 24MX	



### Dimensions [mm]





\* Indoor only



## DES grommets - large - for cables without connectors - double membrane

- ▶ Multiple grommets for high number of cables without connectors
- ▶ Grey and black colours available
- ▶ UL94-V0 for both colours
- ▶ Strain relief according to EN 62444

Double parallel membrane



Model	Code	Cable nr.	Ø Cable [mm]	Pcs /pack
SPG M7GA	1731322307	4-	max. 13,5	10
SPG M7BA	1731322407	2- 1-	max. 5 max. 9,5	
SPG M9GA	1731322309	9-	max. 8,8	
SPG M9BA	1731322409			
SPG M14GA	1731322314	12-	max. 6,5	
SPG M14BA	1731322414	2-	max. 12	
SPG M15A	1731322315	15-	max. 7	
SPG M15BA	1731322415			

The SPG M grommets enable a high number of cables to be installed in the DES splittable frames.

The cable is pushed through the front membrane, whilst the second membrane increases the strain relief and liquid resistance.

**SPG M ATEX series can be used in zone 2 and 22 according to IEC 60079-10.**

### Technical data

**Material:** TPE

**Flammability:** self-extinguishing acc. to UL94-V0 (grey or black)


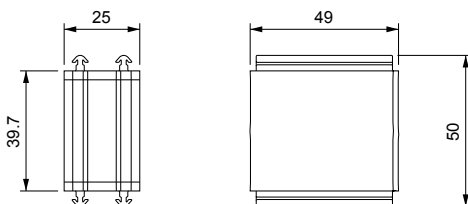
**Temperature:** -40°C... +110°C (static)

**Features:** halogens and silicones free

### Related products

DES 24	DESPRED	DES 16M
DES 16	DESCLICK	DES 16MX
DES 10	DES 24M	
DES Q	DES 24MX	

### Dimensions [mm]



7

\* Indoor only



IP66

NEMA 12, 4X




ECOLAB



## Cable entry plates with internal frame and double membrane

- ▶ For large number of cables without connectors
- ▶ High strain relief thanks to the double membrane
- ▶ Cost efficient solution
- ▶ IP66 and NEMA 4X\* certified
- ▶ Threaded inserts or plastic rivets version on request



Model	Code	Cable nr.	Ø Cable min/max [mm]	Dimensions [mm]		Pcs /pack
				Cut-out	Plate	
DES PDM 24A/14G	1732312414	10 -	2,8 / 6,5	112 x 36	148,6 x 59,6	10
DES PDM 24A/14B	1732313414	4 -	14,5 / 22			
DES PDM 24A/15G	1732312415	15 -	6,8 / 12			
DES PDM 24A/15B	1732313415					
DES PDM 24A/16G	1732312416	8 -	2,8 / 6,5			
DES PDM 24A/16B	1732313416	4 -	4,4 / 9,7			
		2 -	8,6 / 16,2			
		2 -	14,5 / 22			
DES PDM 24A/17G	1732312417	6 -	2,8 / 6,5			
DES PDM 24A/17B	1732313417	6 -	4,6 / 10,2			
		5 -	8,6 / 16,2			
DES PDM 24A/25G	1732312425	12 -	2,8 / 6,5			
DES PDM 24A/25B	1732313425	7 -	4,4 / 9,7			
		6 -	6,8 / 12			
DES PDM 24A/32G	1732312432	21 -	2,8 / 6,5			
DES PDM 24A/32B	1732313432	8 -	4,6 / 10,2			
		3 -	6,8 / 12			
DES PDM 24A/42G	1732312442	42 -	2,8 / 6,5			
DES PDM 24A/42B	1732313442					
DES PDM 24A/124G	1732312445	120 -	1,75 / 4,7			
		4 -	2,3 / 6			

The DES PDM 24 is an innovative alternative to standard cable glands on electrical, electronic and telecommunication cabinets and equipment.

The cable is pushed through the front membrane, whilst the second membrane increases the strain relief and liquid resistance.

**DES PDM 24 ATEX series can be used in zone 2 and 22 according to IEC 60079-10.**

### Technical data

**Material:** TPE

**Flammability:** self-extinguishing acc. to UL94-V0

**Temperature:** -40°C... +110°C (static)

**Features:** halogens and silicones free

### Related products

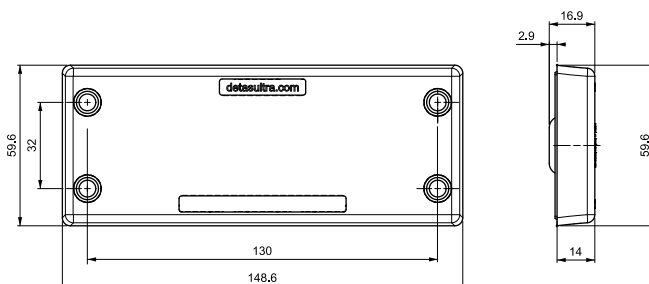
IFP plugs (page 85)

DES PDM caps (page 85)

HY360 hydraulic punch driver (page 129)

PF/PFX cable entry system plates (from page 130)

### Dimensions [mm]



\* Indoor only



# DES PDM S ATEX



## Cable entry plates with internal frame and double membrane

- ▶ For several number of cables in a limited space
- ▶ High strain relief thanks to the double membrane
- ▶ Cost efficient solution
- ▶ High IP grade (IP66)
- ▶ Threaded inserts or plastic rivets version on request



Double parallel membrane



Model	Code	Cable nr.	Ø Cable min/max [mm]	Dimensions [mm]		Pcs /pack
				Cut-out	Plate	
DES PDM S 112A/7G	1732321127	7 -	6,8 / 12	112x18	150x32	10
DES PDM S 112A/22G	1732321122	22 -	3,2 / 6,5			
DES PDM S 112A/7B	1732322127	7 -	6,8 / 12			
DES PDM S 112A/22B	1732322122	22 -	3,2 / 6,5			

The DES PDM S is an innovative alternative to standard cable glands on electrical, electronic and telecommunication cabinets and equipment.

The cable is pushed through the front membrane, whilst the second membrane increases the strain relief and liquid resistance.

**DES PDM S ATEX series can be used in zone 2 and 22 according to IEC 60079-10.**

### Technical data

**Material:** TPE

**Flammability:** self-extinguishing acc. to UL94-V0

**Temperature:** -40°C... +110°C (static)

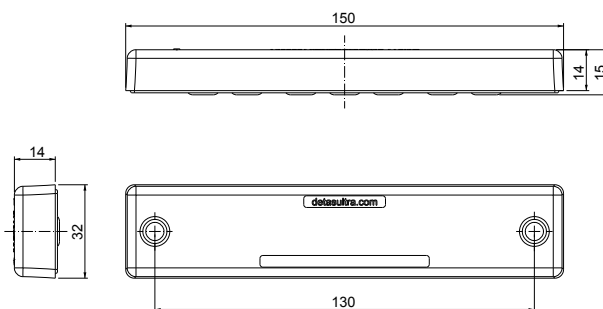
**Features:** halogens and silicones free

### Related products

IFP plugs (page 85)

DES PDM caps (page 85)


### Dimensions [mm]





## Cable entry plates with internal frame and double membrane

- ▶ For large number of cables without connectors
- ▶ High strain relief thanks to the double membrane
- ▶ Cost efficient solution
- ▶ IP66 and NEMA 4X\* certified
- ▶ Threaded inserts or plastic rivets version on request



Model	Code	Cable nr.	Ø Cable min/max [mm]	Dimensions [mm]		Pcs /pack
				Cut-out	Plate	
DES PDM Q 13GA	1732314613	8 - 4 - 1 -	2,8 / 6,5 4,6 / 10,2 14,5 / 22	46 x 46	74x60	10
DES PDM Q 17GA	1732314617	10 - 4 - 2 - 1 -	2,8 / 6,5 4,6 / 10,2 6,8 / 12 8,6 / 16,2			
DES PDM Q 25GA	1732314625	25 -	2,8 / 6,5			
DES PDM Q 13BA	1732315614	8 - 4 - 1 -	2,8 / 6,5 4,6 / 10,2 14,5 / 22			
DES PDM Q 17BA	1732315618	10 - 4 - 2 - 1 -	2,8 / 6,5 4,6 / 10,2 6,8 / 12 8,6 / 16,2			
DES PDM Q 25BA	1732315626	25 -	2,8 / 6,5			

The DES PDM Q is an innovative alternative to standard cable glands on electrical, electronic and telecommunication cabinets and equipment.

The cable is pushed through the front membrane, whilst the second membrane increases the strain relief and liquid resistance.

**DES PDM Q ATEX series can be used in zone 2 and 22 according to IEC 60079-10.**

### Technical data

**Material:** TPE

**Flammability:** self-extinguishing acc. to UL94-V0

**Temperature:** -40°C... +110°C (static)

**Features:** halogens and silicones free

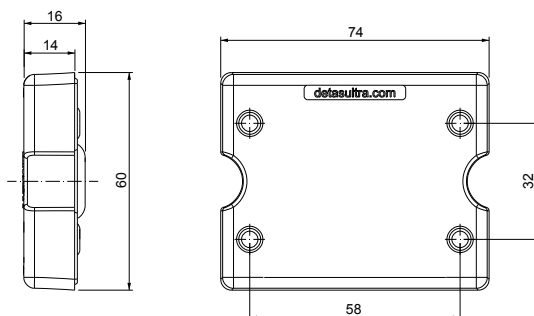
### Related products

IFP plugs (page 85)

DES PDM caps (page 85)

HY360 hydraulic punch driver (page 129)

### Dimensions [mm]



\* Indoor only




# DES PDMU ATEX



## Round cable entry plates for single cable - internal frame and double membrane

- ▶ Metric sized
- ▶ High retaining force thanks to the double membrane
- ▶ Cost efficient solution
- ▶ High IP grade (IP66) Nema 4X\*
- ▶ Recommended tightening torque 8 Nm



Double parallel membrane



Model	Code	Cable nr.		Dimensions [mm]			Pcs /pack
		- Ø cable [mm]	Thread	Ø Cut-out	Ø Plate		
DES PDMU 20GA	1732330120	1- max.10,5	M20	20,5	36	10	
DES PDMU 25GA	1732330125	1- max.16	M25	25,5	40		
DES PDMU 32GA	1732330132	1- max.22	M32	32,5	46		
DES PDMU 20BA	1732331120	1- max.10,5	M20	20,5	36		
DES PDMU 25BA	1732331125	1- max.16	M25	25,5	40		
DES PDMU 32BA	1732331132	1- max.22	M32	32,5	46		

The cable entry plates series DES PDMU are used to save space and time as alternative to cable glands. They use the metric holes on cabinets or machinery and the nutlock guarantees a strong strain relief and highest water and dust protection.

The cable is pushed through the front membrane, whilst the second membrane increases the strain relief and liquid resistance.

**DES PDMU ATEX series can be used in zone 2 and 22 according to IEC 60079-10.**

### Technical data

**Material:** TPE

**Flammability:** self-extinguishing acc. to UL94-V0

**Temperature:** -40°C... +110°C (static)

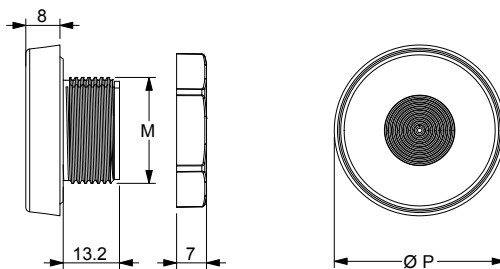
**Features:** halogens and silicones free

### Related products

IFP plugs (page 85)

HY360 hydraulic punch driver (page 129)

### Dimensions [mm]



7

\* Indoor only



IP66

up to NEMA 12, 4X

UL TYPE 12, 4X



ECOLAB




ROHS COMPLIANT



## Round cable entry plates with internal frame and double membrane

- ▶ For large number of cables without connectors
- ▶ High strain relief thanks to the double membrane
- ▶ Cost-effective solution
- ▶ High IP grade (IP66-68), Nema 4X\*
- ▶ Recommended tightening torque 8Nm



Double parallel membrane



Model	Code	Cable nr.	Ø Cable	Thread	Dimensions		Pcs /pack
			min/max [mm]		x1.5	Ø P [mm]	
● DES PDM M25A/6G	1732332506	6 -	2,2 / 5		M25	46	1
● DES PDM M25A/6B	1732333507						
● DES PDM M32A/4G	1732333204	3 -	2,6 / 6,5		M32	46	
● DES PDM M32A/4B	1732334205		1 - 5,5 / 12,5				
● DES PDM M32A/4-2G	1732333242	4 -	3,5 / 8,8		M32	46	
● DES PDM M32A/4-2B	1732334252						
● DES PDM M32A/7G	1732333207	7 -	2,6 / 6,5		M40	54	
● DES PDM M32A/7B	1732334208						
● DES PDM M40A/8G	1732334008	4 -	2,6 / 6,5		M40	54	
● DES PDM M40A/8B	1732335009		4 - 4 / 10,2				
● DES PDM M50A/8G	1732335008	5 -	4,6 / 10,2		M50	64	
● DES PDM M50A/8B	1732336009		3 - 6,8 / 12,5				
● DES PDM M50A/10G	1732335010	7 -	2,8 / 6,5		M50	64	
● DES PDM M50A/10B	1732336011		2 - 4,6 / 10,2				
● DES PDM M50A/12G	1732335012	4 -	2,8 / 6,5		M50	64	
● DES PDM M50A/12B	1732336013		8 - 4,6 / 10,2				
● DES PDM M50A/19G	1732335019	19 -	2,8 / 6,5		M50	64	
● DES PDM M50A/19B	1732336020						
● DES PDM M63A/6G	1732336306	3 -	4,6 / 10,2		M63	77	
● DES PDM M63A/6B	1732337307		3 - 10,9 / 20				
● DES PDM M63A/9G	1732336309	1 -	2,6 / 6		M63	77	
● DES PDM M63A/9B	1732337310		3 - 4,6 / 10,2				
● DES PDM M63A/13G	1732336313	4 -	2,8 / 6		M63	77	
● DES PDM M63A/9B	1732337310		4 - 4,6 / 10,2				
● DES PDM M63A/14G	1732336314	14 -	5 / 10		M63	77	
● DES PDM M63A/14B	1732337315		5 - 9,5 / 16,2				
● DES PDM M63A/35G	1732336335	35 -	2,6 / 5,5		M63	77	
● DES PDM M63A/35B	1732337336						

The cable entry plates series DES PDM M are used to save space and time as alternative to cable glands. They use the metric holes on cabinets or machinery and the nutlock guarantees a strong strain relief and highest water and dust protection.

The cable is pushed through the front membrane, whilst the second membrane increases the strain relief and liquid resistance.

**DES PDM M ATEX series can be used in zone 2 and 22 according to IEC 60079-10.**

### Technical data

**Material:** TPE

**Flammability:** self-extinguishing acc. to UL94-V0

**Temperature:** -40°C... +110°C (static)

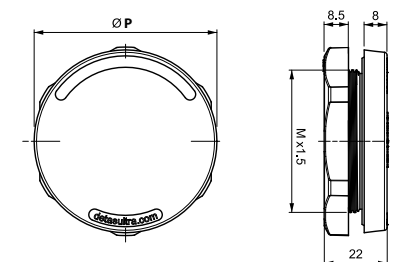
**Features:** halogens and silicones free

### Related products

IFP plugs (page 85)

HY360 hydraulic punch driver (page 129)

### Dimensions [mm]



\* Indoor only




# DES PDM KN ATEX

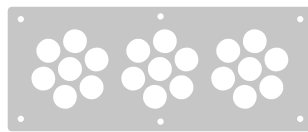


## Cable entry plate - large frame and double membrane


- ▶ For up to 72 cables without connectors
- ▶ High strain relief thanks to the double membrane
- ▶ Internal reinforcing frame
- ▶ Cost efficient solution
- ▶ High IP grade (IP66)



KN/72



KN/21



KN/19

Model	Code	Cabl.nr.	Ø Cable min/max [mm]	Dimensions [mm]		Pcs /pack
				Cut-out	Plate	
DES PDM KN/72GA	1732340072	42 -	2,8 / 6,5	192 x 62	221 x 90	1
DES PDM KN/72BA	1732341073	21 -	4,6 / 10,2			
		6 -	8,6 / 16,2			
		3 -	14,5 / 22			
DES PDM KN/21GA	1732340021	21 -	9,5 / 17	192 x 62	221 x 90	1
DES PDM KN/21BA	1732341022					
DES PDM KN/19GA	1732340019	4 -	3 / 6			
DES PDM KN/19BA	1732341020	3 -	5 / 10			
		1 -	9 / 15	192 x 62	221 x 90	1
		6 -	14 / 22			
		3 -	19 / 27			
		2 -	22 - 30			

The DES PDM KN are multi cable entry plates suitable for cabinet side or bottom. According to cable size and quantities it is possible to find the right model.

The fixing holes are for Rittal cabinets.

The cable is pushed through the front membrane, whilst the second membrane increases the strain relief and liquid resistance.

**DES PDM KN ATEX series can be used in zone 2 and 22 according to IEC 60079-10.**

### Technical data

**Material:** TPE

**Flammability:** self-extinguishing acc. to UL94-V0

**Temperature:** -40°C... +110°C (static)


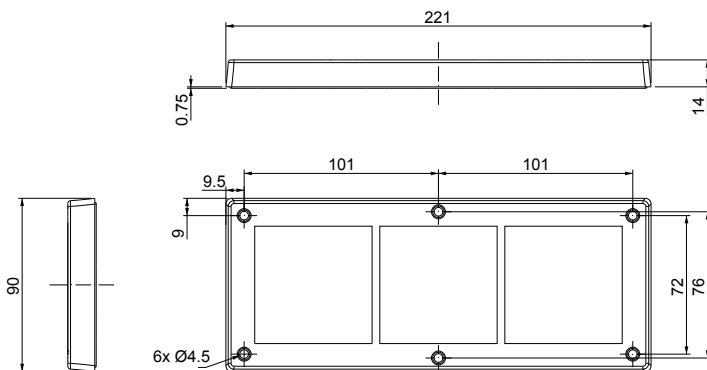
**Features:** halogens and silicones free

### Related products

IFP plugs (page 85)

DES PDM caps (page 85)

### Dimensions [mm]



Double parallel membrane



IP66

NEMA 12

UL TYPE 12



ECOLAB




RoHS COMPLIANT





## Round base, cone-shaped cable entry plate with locknut

- ▶ For diameters from 2,5 to 64 mm
- ▶ Reinforcing base plate
- ▶ Cost efficient solution
- ▶ UL94-V0 for grey and black



	Model	Code	Cable nr.	Ø Cable min/max [mm]	Thread x 1,5	Dimensions [mm]			Pcs /pack
						Cut-out	Ø P	H	
NEW	DES PDP 25GA	1732350025	1 -	2.5 / 17	M25	25,5	39	46.5	10
NEW	DES PDP 32GA	1732350032	1 -	5 / 23	M32	32,5	46	55.2	
	DES PDP 40GA	1732350040	1 -	8 / 29	M40	40,5	54	62	
	DES PDP 50GA	1732350050	1 -	17 / 42	M50	50,5	64	50	
	DES PDP 63GA	1732350063	1 -	23 / 55	M63	63,5	77	62	
	DES PDP 75GA	1732350075	1 -	38 / 64	M75	75,5	89	64	
NEW	DES PDP 25BA	1732352025	1 -	2.5 / 17	M25	25,5	39	46.5	10
NEW	DES PDP 32BA	1732352032	1 -	5 / 23	M32	32,5	46	55.2	
	DES PDP 40BA	1732352040	1 -	8 / 29	M40	40,5	54	62	
	DES PDP 50BA	1732352050	1 -	17 / 42	M50	50,5	64	50	
	DES PDP 63BA	1732352063	1 -	23 / 55	M63	63,5	77	62	
NEW	DES PDP 75BA	1732352075	1 -	38 / 64	M75	75,5	89	64	

The DES PDP is available in M25, M32, M40, M50, M63 and M75 sizes, enabling non-terminated cables with diameter from 2,5 to 64 mm to pass through the walls of the electrical cabinets.

The reinforcing base plate increases the stability when large cables are used.

**DES PDP ATEX series can be used in zone 2 and 22 according to IEC 60079-10.**

### Technical data

**Material:** TPE

**Flammability:** self-extinguishing acc. to UL94-V0

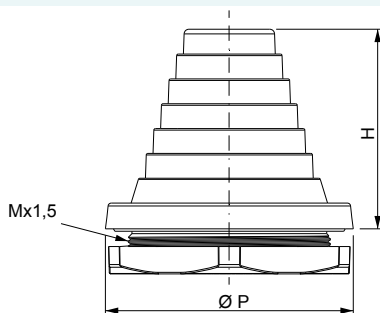
**Temperature:** -40°C... +110°C (static)

**Features:** halogens and silicones free

### Related products

HY360 hydraulic punch driver (page 129)

### Dimensions [mm]



\* Indoor only



# CODE INDEX

Code	Product	Page	Code	Product	Page	Code	Product	Page
1731010002	DES L2	09	1731020104	SPP 4G	43	1731020416	SPP 2x8B	43
1731010003	DES L3	09	1731020105	SPP 5G	43	1731020418	SPP 4x2B	43
1731010004	DES L4	10	1731020106	SPP 6G	43	1731020420	SPP 4x3B	43
1731010005	DES L5	10	1731020107	SPP 7G	43	1731020422	SPP 4x4B	43
1731010008	DES Q	08	1731020108	SPP 8G	43	1731020424	SPP 4x5B	43
1731010010	DES 10	07	1731020109	SPP 9G	43	1731020426	SPP 4x6B	43
1731010016	DES 16	06	1731020110	SPP 10G	43	1731020504	SPP M4G	43
1731010024	DES 24	05	1731020111	SPP 11G	43	1731020505	SPP M4bG	43
1731010124	DES 24-90	12	1731020112	SPP 12G	43	1731020604	SPP M4B	43
1731010215	DES 24MX15	14	1731020113	SPP 13G	43	1731020605	SPP M4bB	43
1731010216	DES 16M	16	1731020114	SPP 14G	43	1731020650	SPP PG	46
1731010224	DES 24M	13	1731020115	SPP 15G	43	1731020652	SPP PB	46
1731010252	DES 24 MX2	15	1731020116	SPP 16G	43	1731020708	SPP F8G	48
1731010253	DES 24 MX3	15	1731020200	SPP 0B	43	1731020712	SPP F12G	48
1731010254	DES 24 MX4	15	1731020202	SPP 2B	43	1731020716	SPP F16G	48
1731010255	DES 24 MX5	15	1731020203	SPP 3B	43	1731020720	SPP VENTG	48
1731010256	DES 24 MX6	15	1731020204	SPP 4B	43	1731020725	SPP F1/4G	48
1731010257	DES 24 MX7	15	1731020205	SPP 5B	43	1731020728	SPP F1/8G	48
1731010258	DES 24 MX8	15	1731020206	SPP 6B	43	1731020745	SPG PG	51
1731010259	DES 24 MX9	15	1731020207	SPP 7B	43	1731020748	SPG PB	51
1731010260	DES 24 MX10	15	1731020208	SPP 8B	43	1731020810	SPG WD22	53
1731010262	DES 16 MX2	15	1731020209	SPP 9B	43	1731020815	SPG WFQ20	53
1731010263	DES 16 MX3	15	1731020210	SPP 10B	43	1731020820	SPG WFQ27	53
1731010264	DES 16 MX4	15	1731020211	SPP 11B	43	1731020830	SPG WFP23	53
1731010270	DES 380M	22	1731020212	SPP 12B	43	1731020840	SPG W12x1	53
1731010272	DES 380MX2	23	1731020213	SPP 13B	43	1731020850	SPG W25x1,5	53
1731010273	DES 380MX3	23	1731020214	SPP 14B	43	1731020905	SPG W22 USB3.0	54
1731010274	DES 380MX4	23	1731020215	SPP 15B	43	1731020907	SPG WP27 USB3.0	55
1731010278	SPH0G	57	1731020216	SPP 16B	43	1731020910	SPG W22 USB-B	54
1731010281	SPH38G	57	1731020304	SPP 2x2G	43	1731020913	SPG WP20 USB-C	55
1731010282	SPH42G	57	1731020306	SPP 2x3G	43	1731020915	SPG W22 USB-C	54
1731010283	SPH46G	57	1731020308	SPP 2x4G	43	1731020916	SPG W22 USB-Mini	54
1731010284	SPH50G	57	1731020310	SPP 2x5G	43	1731020925	SPG W22 USB-Micro	54
1731010285	SPH54G	57	1731020312	SPP 2x6G	43	1731020930	SPG W22 RJ45 Cat.6	54
1731010286	SPH58G	57	1731020314	SPP 2x7G	43	1731020933	SPG WP27 RJ45 Cat.6	55
1731010287	SPH62G	57	1731020316	SPP 2x8G	43	1731020935	SPG W22 HDMI	54
1731010308	DES Q Click	21	1731020318	SPP 4x2G	43	1731020937	SPG WP27 HDMI	55
1731010310	DES10 Click	20	1731020320	SPP 4x3G	43	1731020940	SPG W22 2xUSB2.0	54
1731010316	DES16 Click	19	1731020322	SPP 4x4G	43	1731021100	SPP K0G	45
1731010324	DES24 Click	18	1731020324	SPP 4x5G	43	1731021110	SPP K1G	45
1731010408	DES FLAP Q Click	26	1731020326	SPP 4x6G	43	1731021115	SPP K2G	45
1731010410	DES FLAP 10 Click	26	1731020404	SPP 2x2B	43	1731021120	SPP K3G	45
1731010416	DES FLAP 16 Click	26	1731020406	SPP 2x3B	43	1731021125	SPP K4G	45
1731010424	DES FLAP 24 Click	26	1731020408	SPP 2x4B	43	1731021127	SPP K5G	45
1731020100	SPP 0G	43	1731020410	SPP 2x5B	43	1731021130	SPP ASI G	43
1731020102	SPP 2G	43	1731020412	SPP 2x6B	43	1731021140	SPP ASI2 G	43
1731020103	SPP 3G	43	1731020414	SPP 2x7B	43	1731021200	SPP R1G	44

Code	Product	Page	Code	Product	Page	Code	Product	Page
1731021202	SPP R2G	44	1731022300	SPG K0G	50	1731050063	DESPRED 63	35
1731021204	SPP R3G	44	1731022307	SPG M7G	52	1731050250	DESPRED 50-90	35
1731021206	SPP R4G	44	1731022309	SPG M9G	52	1731051020	DESLCLICK 20B	33
1731021210	SPP R1B	44	1731022310	SPG K1G	50	1731051025	DESLCLICK 25B	33
1731021212	SPP R2B	44	1731022314	SPG M14G	52	1731051032	DESLCLICK 32B	33
1731021214	SPP R3B	44	1731022315	SPG M15G	52	1731051050	DESLCLICK 50B	34
1731021216	SPP R4B	44	1731022320	SPG K2G	50	1731051320	DESLCLICK 20G	33
1731022000	SPG 0G	49	1731022330	SPG K3G	50	1731051325	DESLCLICK 25G	33
1731022020	SPG 0B	49	1731022400	SPG K0B	50	1731051332	DESLCLICK 32G	33
1731022030	SPG YG	56	1731022407	SPG M7B	52	1731051350	DESLCLICK 50G	34
1731022035	SPG YB	56	1731022409	SPG M9B	52	1731052032	DDM32 SUB-D9	38
1731022117	SPG 17G	49	1731022410	SPG K1B	50	1731052316	OSF 16G	28
1731022118	SPG 18G	49	1731022414	SPG M14B	52	1731052320	OSF 20G	28
1731022119	SPG 19G	49	1731022415	SPG M15B	52	1731052325	OSF 25G	28
1731022120	SPG 20G	49	1731022420	SPG K2B	50	1731052332	OSF 32G	28
1731022121	SPG 21G	49	1731022430	SPG K3B	50	1731052340	OSF 40G	29
1731022122	SPG 22G	49	1731023100	SPP K0B	50	1731052350	OSF 50G	30
1731022123	SPG 23G	49	1731023110	SPP K1B	50	1731052416	OSF 16B	28
1731022124	SPG 24G	49	1731023115	SPP K2B	50	1731052420	OSF 20B	28
1731022125	SPG 25G	49	1731023120	SPP K3B	50	1731052425	OSF 25B	28
1731022126	SPG 26G	49	1731023125	SPP K4B	50	1731052432	OSF 32B	28
1731022127	SPG 27G	49	1731023127	SPP K5B	50	1731052440	OSF 40B	29
1731022128	SPG 28G	49	1731031008	DES FLAPQ	25	1731052450	OSF 50B	30
1731022129	SPG 29G	49	1731031010	DES FLAP10	25	1731052495	SPC K0G	40
1731022130	SPG 30G	49	1731031016	DES FLAP16	25	1731052500	SPC 0G	39
1731022131	SPG 31G	49	1731031024	DES FLAP24	25	1731052502	SPC 2G	9
1731022132	SPG 32G	49	1731032008	DES COVERQ	24	1731052503	SPC 3G	39
1731022133	SPG 33G	49	1731032010	DES COVER10	24	1731052504	SPC 4G	39
1731022134	SPG 34G	49	1731032016	DES COVER16	24	1731052505	SPC 5G	39
1731022217	SPG 17B	49	1731032024	DES COVER24	24	1731052506	SPC 6G	39
1731022218	SPG 18B	49	1731040002	ISP 2	58	1731052507	SPC 7G	39
1731022219	SPG 19B	49	1731040003	ISP 3	58	1731052508	SPC 8G	39
1731022220	SPG 20B	49	1731040004	ISP 4	58	1731052509	SPC 9G	39
1731022221	SPG 21B	49	1731040005	ISP 5	58	1731052510	SPC 10G	39
1731022222	SPG 22B	49	1731040006	ISP 6	58	1731052511	SPC 11G	39
1731022223	SPG 23B	49	1731040007	ISP 7	58	1731052512	SPC 12G	39
1731022224	SPG 24B	49	1731040008	ISP 8	58	1731052513	SPC 13G	39
1731022225	SPG 25B	49	1731040009	ISP 9	58	1731052514	SPC 14G	39
1731022226	SPG 26B	49	1731040010	ISP 10	58	1731052522	SPC 2x2G	39
1731022227	SPG 27B	49	1731040011	ISP 11	58	1731052523	SPC 2x3G	39
1731022228	SPG 28B	49	1731040012	ISP 12	58	1731052524	SPC 2x4G	39
1731022229	SPG 29B	49	1731040013	ISP 13	58	1731052525	SPC 2x5G	39
1731022230	SPG 30B	49	1731040014	ISP 14	58	1731052526	SPC 2x6G	39
1731022231	SPG 31B	49	1731040015	ISP 15	58	1731052527	SPC 2x7G	39
1731022232	SPG 32B	49	1731040016	ISP 16	58	1731052532	SPC 4x2G	39
1731022233	SPG 33B	49	1731050025	DESPRED 25	35	1731052533	SPC 4x3G	39
1731022234	SPG 34B	49	1731050032	DESPRED 32	35	1731052534	SPC 4x4G	39

Code	Product	Page	Code	Product	Page	Code	Product	Page
1731052535	SPC 4x5G	39	1731052851	OSF ZH20	32	1731253040	DDMD M40	37
1731052536	SPC 4x6G	39	1731052852	OSF ZH25	32	1731253050	DDMD M50	37
1731052537	SPC 4x4,5G	39	1731052853	OSF ZH32	32	1731253063	DDMD M63	37
1731052550	SPC K1G	39	1731052916	OSF90 16G	31	1731310002	DES L2A	136
1731052555	SPC K2G	39	1731052917	OSF90 16B	31	1731310003	DES L3A	136
1731052560	SPC K3G	39	1731052920	OSF90 20G	31	1731310004	DES L4A	136
1731052565	SPC K4G	39	1731052921	OSF90 20B	31	1731310005	DES L5A	136
1731052595	SPC K0B	39	1731052925	OSF90 25G	31	1731310008	DES QA	136
1731052600	SPC 0B	39	1731052926	OSF90 25B	31	1731310010	DES 10A	136
1731052602	SPC 2B	39	1731052932	OSF90 32G	31	1731310016	DES 16A	136
1731052603	SPC 3B	39	1731052933	OSF90 32B	31	1731310024	DES 24A	136
1731052604	SPC 4B	39	1731053000	SPL0G	41	1731320100	SPP 0GA	138
1731052605	SPC 5B	39	1731053001	SPL0B	41	1731320102	SPP 2GA	138
1731052606	SPC 6B	39	1731053005	SPL13G (11,5-16)	41	1731320103	SPP 3GA	138
1731052607	SPC 7B	39	1731053010	SPL17G (16-20)	41	1731320104	SPP 4GA	138
1731052608	SPC 8B	39	1731053013	SPL21G (20-24)	41	1731320105	SPP 5GA	138
1731052609	SPC 9B	39	1731053015	SPL25G (24-28)	41	1731320106	SPP 6GA	138
1731052610	SPC 10B	39	1731053020	SPL29G (28-31)	41	1731320107	SPP 7GA	138
1731052611	SPC 11B	39	1731053025	SPL13B (11,5-16)	41	1731320108	SPP 8GA	138
1731052612	SPC 12B	39	1731053030	SPL17B (16-20)	41	1731320109	SPP 9GA	138
1731052613	SPC 13B	39	1731053033	SPL21B (20-24)	41	1731320110	SPP 10GA	138
1731052614	SPC 14B	39	1731053035	SPL25B (24-28)	41	1731320111	SPP 11GA	138
1731052622	SPC 2x2B	39	1731053040	SPL29B (28-32)	41	1731320112	SPP 12GA	138
1731052623	SPC 2x3B	39	1731053050	SPL M4G	41	1731320113	SPP 13GA	138
1731052624	SPC 2x4B	39	1731053055	SPL M8G	41	1731320114	SPP 14GA	138
1731052625	SPC 2x5B	39	1731053058	SPL M13G	41	1731320115	SPP 15GA	138
1731052626	SPC 2x6B	39	1731053060	SPL M4B	41	1731320116	SPP 16GA	138
1731052627	SPC 2x7B	39	1731053065	SPL M8B	41	1731320200	SPP 0BA	138
1731052632	SPC 4x2B	39	1731053068	SPL M13B	41	1731320202	SPP 2BA	138
1731052633	SPC 4x3B	39	1731060010	DES Z-10	61	1731320203	SPP 3BA	138
1731052634	SPC 4x4B	39	1731060016	DES Z-16	61	1731320204	SPP 4BA	138
1731052635	SPC 4x5B	39	1731060024	DES Z-24	61	1731320205	SPP 5BA	138
1731052636	SPC 4x6B	39	1731060202	DES ZZ-L2	62	1731320206	SPP 6BA	138
1731052637	SPC 4x4,5B	39	1731060203	DES ZZ-L3	62	1731320207	SPP 7BA	138
1731052650	SPC K1B	40	1731060204	DES ZZ-L4	62	1731320208	SPP 8BA	138
1731052652	SPC K2B	40	1731060205	DES ZZ-L5	62	1731320209	SPP 9BA	138
1731052654	SPC K3B	40	1731060208	DES ZZ-Q	62	1731320210	SPP 10BA	138
1731052656	SPC K4B	40	1731060210	DES ZZ-10	62	1731320211	SPP 11BA	138
1731052716	OSF ZIP 16G	32	1731060216	DES ZZ-16	62	1731320212	SPP 12BA	138
1731052720	OSF ZIP 20G	32	1731060224	DES ZZ-24	62	1731320213	SPP 13BA	138
1731052725	OSF ZIP 25G	32	1731060232	DESPRED ZZ 32	64	1731320214	SPP 14BA	138
1731052732	OSF ZIP 32G	32	1731060263	DESPRED ZZ 63	64	1731320215	SPP 15BA	138
1731052816	OSF ZIP 16B	32	1731060332	DES CLICK Z-32	63	1731320216	SPP 16BA	138
1731052820	OSF ZIP 20B	32	1731060350	DES CLICK Z-50	63	1731320304	SPP 2x2GA	138
1731052825	OSF ZIP 25B	32	1731253020	DDMD M20	37	1731320306	SPP 2x3GA	138
1731052832	OSF ZIP 32B	32	1731253025	DDMD M25	37	1731320308	SPP 2x4GA	138
1731052850	OSF ZH16	32	1731253032	DDMD M32	37	1731320310	SPP 2x5GA	138



Code	Product	Page	Code	Product	Page	Code	Product	Page
1731320312	SPP 2x6GA	138	1731322128	SPG 28GA	140	1731350025	DESPRED 25A	137
1731320314	SPP 2x7GA	138	1731322129	SPG 29GA	140	1731350032	DESPRED 32A	137
1731320316	SPP 2x8GA	138	1731322130	SPG 30GA	140	1731350063	DESPRED 63A	137
1731320318	SPP 4x2GA	138	1731322131	SPG 31GA	140	1731410002	DES L2FT	11
1731320320	SPP 4x3GA	138	1731322132	SPG 32GA	140	1731410003	DES L3FT	11
1731320322	SPP 4x4GA	138	1731322133	SPG 33GA	140	1731410004	DES L4FT	11
1731320324	SPP 4x5GA	138	1731322134	SPG 34GA	140	1731410005	DES L5FT	11
1731320326	SPP 4x6GA	138	1731322217	SPG 17BA	140	1731410008	DESQ FT	11
1731320404	SPP 2x2BA	138	1731322218	SPG 18BA	140	1731410010	DES10 FT	11
1731320406	SPP 2x3BA	138	1731322219	SPG 19BA	140	1731410016	DES16 FT	11
1731320408	SPP 2x4BA	138	1731322220	SPG 20BA	140	1731410024	DES24 FT	11
1731320410	SPP 2x5BA	138	1731322221	SPG 21BA	140	1731991010	DES V 2	
1731320412	SPP 2x6BA	138	1731322222	SPG 22BA	140	1731991020	DES V 4	
1731320414	SPP 2x7BA	138	1731322223	SPG 23BA	140	1732012414	DES-PDM 24/14G	66
1731320416	SPP 2x8BA	138	1731322224	SPG 24BA	140	1732012415	DES-PDM 24/15G	66
1731320418	SPP 4x2BA	138	1731322225	SPG 25BA	140	1732012416	DES-PDM 24/6G	66
1731320420	SPP 4x3BA	138	1731322226	SPG 26BA	140	1732012417	DES-PDM 24/17G	66
1731320422	SPP 4x4BA	138	1731322227	SPG 27BA	140	1732012421	DES-PDM 24/124G	66
1731320424	SPP 4x5BA	138	1731322228	SPG 28BA	140	1732012425	DES-PDM 24/25G	66
1731320426	SPP 4x6BA	138	1731322229	SPG 29BA	140	1732012432	DES-PDM 24/32G	66
1731320504	SPP M4GA	139	1731322230	SPG 30BA	140	1732012442	DES-PDM 24/42G	66
1731320505	SPP M4bGA	139	1731322231	SPG 31BA	140	1732013415	DES-PDM 24/14B	67
1731320604	SPP M4BA	139	1731322232	SPG 32BA	140	1732013416	DES-PDM 24/15B	67
1731320605	SPP M4bBA	139	1731322233	SPG 33BA	140	1732013417	DES-PDM 24/16B	67
1731320650	SPP PGA		1731322234	SPG 34BA	140	1732013418	DES-PDM 24/17B	67
1731320652	SPP PBA		1731322300	SPG K0GA	141	1732013426	DES-PDM 24/25B	67
1731320745	SPG PGA		1731322307	SPG M7GA	140	1732013433	DES-PDM 24/32B	67
1731320748	SPG PBA		1731322309	SPG M9GA	140	1732013443	DES-PDM 24/42B	67
1731321100	SPP K0GA	139	1731322310	SPG K1GA	141	1732014613	DES-PDM Q/13G	72
1731321110	SPP K1GA	139	1731322314	SPG M14GA	142	1732014617	DES-PDM Q/17G	72
1731321115	SPP K2GA	139	1731322315	SPG M15GA	142	1732014625	DES-PDM Q/25G	72
1731321120	SPP K3GA	139	1731322320	SPG K2GA	141	1732015614	DES-PDM Q/13B	72
1731321125	SPP K4GA	139	1731322330	SPG K3GA	141	1732015618	DES-PDM Q/17B	72
1731321127	SPP K5GA	139	1731322400	SPG K0BA	141	1732015626	DES-PDM Q/25B	72
1731322000	SPG 0GA	140	1731322407	SPG M7BA	142	1732019983	DES CAPS	58
1731322020	SPG 0BA	140	1731322409	SPG M9BA	142	1732021122	DES-PDM-S 112/22G	71
1731322117	SPG 17GA	140	1731322410	SPG K1BA	141	1732021127	DES-PDM-S 112/7G	71
1731322118	SPG 18GA	140	1731322414	SPG M14BA	142	1732022122	DES-PDM-S 112/22B	71
1731322119	SPG 19GA	140	1731322415	SPG M15BA	142	1732022127	DES-PDM-S 112/7B	71
1731322120	SPG 20GA	140	1731322420	SPG K2BA	141	1732025017	DES-PDM24/13 CLEAN	68
1731322121	SPG 21GA	140	1731322430	SPG K3BA	141	1732025025	DES-PDM24/25 CLEAN	68
1731322122	SPG 22GA	140	1731323100	SPP K0BA	139	1732025032	DES-PDM24/32 CLEAN	68
1731322123	SPG 23GA	140	1731323110	SPP K1BA	139	1732026013	DES-PDM ZIP 24/13G	70
1731322124	SPG 24GA	140	1731323115	SPP K2BA	139	1732026025	DES-PDM ZIP 24/25G	70
1731322125	SPG 25GA	140	1731323120	SPP K3BA	139	1732026032	DES-PDM ZIP24/32G	70
1731322126	SPG 26GA	140	1731323125	SPP K4BA	139	1732030120	DES-PDMU 20G	73
1731322127	SPG 27GA	140	1731323127	SPP K5BA	139	1732030125	DES-PDMU 25G	73


Code	Product	Page	Code	Product	Page	Code	Product	Page
1732030132	DES-PDMU 32G	73	1732052032	DES-PDP 32B	77	1732066010	DES-PM M50/9B type 1	84
1732031120	DES-PDMU 20B	73	1732052040	DES-PDP 40B	77	1732066012	DES-PM M50/11B type 1	84
1732031125	DES-PDMU 25B	73	1732052050	DES-PDP 50B	77	1732066013	DES-PM M50/12B type 1	84
1732031132	DES-PDMU 32B	73	1732052063	DES-PDP 63B	77	1732066016	DES-PM M50/15B type 1	84
1732032504	DES-PDM M25/4G	74	1732052075	DES-PDP 75B	77	1732066018	DES-PM M50/17B type 1	84
1732032504	DES-PDM M25/6G	74	1732052412	DES-PM 24/12G	78	1732066021	DES-PM M50/20B type 1	84
1732032506	DES-PDM M32/4G	74	1732052414	DES-PM 24/14G	78	1732067012	RCS M12G	
1732033204	DES-PDM M32/7G	74	1732052417	DES-PM 24/17G	78	1732067016	RCS M16G	
1732033207	DES-PDM M32/4-2G	74	1732052418	DES-PM 24/18G	78	1732067020	RCS M20G	
1732033242	DES-PDM M25/4B	75	1732052420	DES-PM 24/20G	78	1732067025	RCS M25G	
1732033507	DES-PDM M25/6B	75	1732052426	DES-PM 24/26G	78	1732067032	RCS M32G	
1732034008	DES-PDM M40/8G	74	1732052442	DES-PM 24/42G	78	1732067040	RCS M40G	
1732034205	DES-PDM M32/4B	75	1732052448	DES-PM 24/48G	78	1732067050	RCS M50G	
1732034208	DES-PDM M32/7B	75	1732052450	DES-PM 24/50G	78	1732070002	IFP 5G	85
1732034252	DES-PDM M32/4-2B	75	1732053413	DES-PM 24/12B	79	1732070004	IFP 9G	85
1732035008	DES-PDM M50/8G	74	1732053415	DES-PM 24/14B	79	1732070006	IFP 12G	85
1732035009	DES-PDM M40/8B	75	1732053418	DES-PM 24/17B	79	1732070008	IFP 16G	85
1732035010	DES-PDM M50/10G	74	1732053419	DES-PM 24/18B	79	1732070010	IFP 20G	85
1732035012	DES-PDM M50/12G	74	1732053421	DES-PM 24/20B	79	1732070012	IFP 5B	85
1732035019	DES-PDM M50/19G	74	1732053427	DES-PM 24/26B	79	1732070014	IFP 9B	85
1732036009	DES-PDM M50/8B	75	1732053443	DES-PM 24/42B	79	1732070016	IFP 12B	85
1732036011	DES-PDM M50/10B	75	1732053449	DES-PM 24/48B	79	1732070018	IFP 16B	85
1732036013	DES-PDM M50/12B	75	1732053451	DES-PM 24/50B	79	1732071221	DES-PM-S 112/21G	80
1732036020	DES-PDM M50/19B	75	1732060116	DES-PMU 16G	82	1732071222	DES-PM-S 112/21B	81
1732036306	DES-PDM M63/6G	74	1732060120	DES-PMU 20G	82	1732074607	DES-PM-S 46/7G	80
1732036309	DES-PDM M63/9G	74	1732060125	DES-PMU 25G	82	1732074608	DES-PM-S 46/7B	81
1732036313	DES-PDM M63/13G	74	1732060132	DES-PMU 32G	82	1732074609	DES-PM-S 46/9G	80
1732036314	DES-PDM M63/14G	74	1732061116	DES-PMU 16B	82	1732074610	DES-PM-S 46/9B	81
1732036335	DES-PDM M63/35G	74	1732061120	DES-PMU 20B	82	1732076908	DES-PM-S 69/8G	80
1732037307	DES-PDM M63/6B	75	1732061125	DES-PMU 25B	82	1732076909	DES-PM-S 69/8B	81
1732037310	DES-PDM M63/9B	75	1732061132	DES-PMU 32B	82	1732078611	DES-PM-S 86/11G	80
1732037314	DES-PDM M63/13B	75	1732062504	DES-PM M25/4G type 1	83	1732078612	DES-PM-S 86/11B	81
1732037315	DES-PDM M63/14B	75	1732062506	DES-PM M25/6G type 1	83	1732078617	DES-PM-S 86/17G	80
1732037336	DES-PDM M63/35B	75	1732063210	DES-PM M32/10G type 1	83	1732078618	DES-PM-S 86/17B	81
1732040019	DES-PDM KN/19G	76	1732063505	DES-PM M25/4B type 1	84	1732212414	DES PDM 24/14G FT	69
1732040021	DES-PDM KN/21G	76	1732063507	DES-PM M25/6B type 1	84	1732212415	DES PDM 24/15G FT	69
1732040072	DES-PDM KN/72G	76	1732064009	DES-PM M40/9G	83	1732212416	DES PDM 24/16G FT	69
1732041020	DES-PDM KN/19B	76	1732064012	DES-PM M40/9B	84	1732212417	DES PDM 24/17G FT	69
1732041021	DES-PDM KN/21B	76	1732064016	DES-PM M40/16G	83	1732212425	DES PDM 24/25G FT	69
1732041073	DES-PDM KN/72B	76	1732064017	DES-PM M40/16B	84	1732212432	DES PDM 24/32G FT	69
1732050025	DES-PDP 25G	77	1732064211	DES-PM M32/10B type 1	84	1732212442	DES PDM 24/42G FT	69
1732050032	DES-PDP 32G	77	1732065009	DES-PM M50/9G type 1	83	1732213415	DES PDM 24/15B FT	69
1732050040	DES-PDP 40G	77	1732065011	DES-PM M50/11G type 1	83	1732213421	DES PDM 24/124G FT	69
1732050050	DES-PDP 50G	77	1732065012	DES-PM M50/12G type 1	83	1732263210	DES-PM M32/10G type 2	83
1732050063	DES-PDP 63G	77	1732065015	DES-PM M50/15G type 1	83	1732264211	DES-PM M32/10B type 2	84
1732050075	DES-PDP 75G	77	1732065017	DES-PM M50/17G type 1	83	1732265012	DES-PM M50/12G type 2	83
1732052025	DES-PDP 25B	77	1732065020	DES-PM M50/20G type 1	83	1732266013	DES-PM M50/12B type 2	84

Code	Product	Page	Code	Product	Page	Code	Product	Page
1732312414	DES PDM 24A/14G	143	1732336013	DES PDM M50A/12B	147	1733020009	AP 140	87
1732312415	DES PDM 24A/15G	143	1732336020	DES PDM M50A/19B	147	1733020010	AP 180	87
1732312416	DES PDM 24A/16G	143	1732336306	DES PDM M63A/6G	147	1733020011	DZ 30	91
1732312417	DES PDM 24A/17G	143	1732336309	DES PDM M63A/9G	147	1733020012	DZ 32	91
1732312425	DES PDM 24A/25G	143	1732336313	DES PDM M63A/13G	147	1733020020	FV1 200x10	95
1732312432	DES PDM 24A/32G	143	1732336314	DES PDM M63A/14G	147	1733020025	FV2 200x13	95
1732312442	DES PDM 24A/42G	143	1732336335	DES PDM M63A/35G	147	1733020030	FV3 300x17	95
1732312445	DES PDM 24A/124G	143	1732337307	DES PDM M63A/6B	147	1733021006	BOB 19X10 15mmx10 m	
1732313414	DES PDM 24A/14B	143	1732337310	DES PDM M63A/9B	147	1733021008	BOB 19X10 19mmx10 m	
1732313415	DES PDM 24A/15B	143	1732337314	DES PDM M63A/13B	147	1733021009	BOB 19X10 38mmx10 m	
1732313416	DES PDM 24A/16B	143	1732337315	DES PDM M63A/14B	147	1733021010	BOB 10X25 – 25m	
1732313417	DES PDM 24A/17B	143	1732337336	DES PDM M63A/35B	147	1733021012	ONEWRAP BOB 13X200	
1732313425	DES PDM 24A/25B	143	1732340019	DES-PDM KN19GA	148	1733021013	ONEWRAP BOB 20X230	
1732313432	DES PDM 24A/32B	143	1732340021	DES PDM KN21GA	148	1733021020	BOB 20X25	
1732313442	DES PDM 24A/42B	143	1732340072	DES PDM KN72GA	148	1733021101	FVM101	96
1732314613	DES PDM Q13GA	145	1732341020	DES-PDM KN19BA	148	1733021150	FVM150	96
1732314617	DES PDM Q17GA	145	1732341073	DES PDM KN72BA	148	1733021200	FVM200	96
1732314625	DES PDM Q25GA	145	1732341073	DES PDM KN21BA	148	1733021300	FVM300	96
1732315614	DES PDM Q13BA	145	1732350025	DES PDP 25GA	149	1733021305	FVS-Q1	97
1732315618	DES PDM Q17BA	145	1732350032	DES PDP 32GA	149	1733021310	FVS-Q2	97
1732315626	DES PDM Q25BA	145	1732350040	DES PDP 32BA	149	1733021315	FVS-Q3	97
1732321122	DES PDM S 112A/22G	144	1732350050	DES PDP 40GA	149	1733021320	FVS-R6	97
1732321127	DES PDM S 112A/7G	144	1732350063	DES PDP 50GA	149	1733021325	FVS-R8	97
1732322122	DES PDM S 112A/22B	144	1732352025	DES PDP 63GA	149	1733021330	FVS-T8	97
1732322127	DES PDM S 112A/7B	144	1732352032	DES PDP 25BA	149	1733021335	FVS-T10	97
1732330120	DES PDMU 20GA	146	1732352040	DES PDP 40BA	149	1733021403	AP 39 BA4	88
1732330125	DES PDMU 25GA	146	1732352050	DES PDP 50BA	149	1733021404	AP 60 BA4	88
1732330132	DES PDMU 32GA	146	1732352063	DES PDP 63BA	149	1733021405	AP 70 BA4	88
1732331120	DES PDMU 20BA	146	1733000003	APD 39	89	1733021406	AP 87 BA4	88
1732331125	DES PDMU 25BA	146	1733000006	APD 80	89	1733021407	AP 103 BA4	88
1732331132	DES PDMU 32BA	146	1733000009	APD 140	89	1733021408	AP 121 BA4	88
1732332506	DES-PDM M25/6GA	147	1733000012	APD 180	89	1733021409	AP 140 BA4	88
1732333204	DES PDM M32A/4G	147	1733010047	AP-DP 63	90	1733021410	AP 180 BA4	88
1732333207	DES PDM M32A/7G	147	1733010611	AP-DP 95	90	1733021503	AP 39 BA5	88
1732333242	DES PDM M32A/4-2G	147	1733010713	AP-DP 119	90	1733021504	AP 60 BA5	88
1732333507	DES-PDM M25/6BA	147	1733011411	AP-DP 95 BA4	90	1733021505	AP 70 BA5	88
1732334008	DES PDM M40A/8G	147	1733011413	AP-DP 119 BA4	90	1733021506	AP 87 BA5	88
1732334205	DES PDM M32A/4B	147	1733011447	AP-DP 63 BA4	90	1733021507	AP 103 BA5	88
1732334208	DES PDM M32A/7B	147	1733012411	AP-DP 95 BR4	90	1733021508	AP 121 BA5	88
1732334252	DES PDM M32A/4-2B	147	1733012413	AP-DP 119 BR4	90	1733021509	AP 140 BA5	88
1732335008	DES PDM M50A/8G	147	1733012447	AP-DP 63 BR4	90	1733021510	AP 180 BA5	88
1732335009	DES PDM M40A/8B	147	1733020003	AP 39	87	1733021603	AP 39 BA6	88
1732335010	DES PDM M50A/10G	147	1733020004	AP 60	87	1733021604	AP 60 BA6	88
1732335012	DES PDM M50A/12G	147	1733020005	AP 70	87	1733021605	AP 70 BA6	88
1732335019	DES PDM M50A/19G	147	1733020006	AP 87	87	1733021606	AP 87 BA6	88
1732336009	DES PDM M50A/8B	147	1733020007	AP 103	87	1733021607	AP 103 BA6	88
1732336011	DES PDM M50A/10B	147	1733020008	AP 121	87	1733021608	AP 121 BA6	88

Code	Product	Page	Code	Product	Page	Code	Product	Page
1733021609	AP 140 BA6	88	1734010100	MSS 62-74	111	1734030140	MSM 9-12	101
1733021610	AP 180 BA6	88	1734010210	MSS2 1.5-3	112	1734030180	MSM 3-9	101
1733022403	AP 39 BR4	88	1734010220	MSS2 3-6	112	1734030210	MSK 1,5-3	
1733022404	AP 60 BR4	88	1734010230	MSS2 7-9	112	1734030220	MSK 3-6	
1733022405	AP 70 BR4	88	1734010240	MSS2 9-12	112	1734030230	MSK 7-9	
1733022406	AP 87 BR4	88	1734010250	MSS2 11-17	112	1734030310	MSU 3x1,5-3	114
1733022407	AP 103 BR4	88	1734010260	MSS2 18-22	112	1734030320	MSU 3x3-6	114
1733022408	AP 121 BR4	88	1734010270	MSS2 22-30	112	1734030330	MSU 3x7-9	114
1733022409	AP 140 BR4	88	1734010310	MSL 3-9	113	1734030340	MSU 3x9-12	114
1733022410	AP 180 BR4	88	1734010320	MSL 10-19	113	1734030410	MSU 4x1,5-3	114
1733022503	AP 39 BR5	88	1734010410	MSP 1,5-3	105	1734030420	MSU 4x3-6	114
1733022504	AP 60 BR5	88	1734010420	MSP 3-6	105	1734030430	MSU 4x7-9	114
1733022505	AP 70 BR5	88	1734010430	MSP 1,5-3 / 3-6	105	1734030440	MSU 4x9-12	114
1733022506	AP 87 BR5	88	1734020070	MSD 22-30	103	1734030620	MSU 6x3-6	114
1733022507	AP 103 BR5	88	1734020080	MSD 30-37	103	1734030630	MSU 6x7-9	114
1733022508	AP 121 BR5	88	1734020090	MSD 38-48	103	1734030640	MSU 6x9-12	114
1733022509	AP 140 BR5	88	1734020300	MSF 2X2-6	115	1734031020	MSU 10x 3-6	114
1733022510	AP 180 BR5	88	1734020305	MSF 3-8	115	1734031030	MSU 10x 7-9	114
1733022603	AP 39 BR6	88	1734020310	MSFD 3-8	115	1734040010	MSB 1.5-3	106
1733022604	AP 60 BR6	88	1734020315	MSF 4-13,5	115	1734040020	MSB 3-6	106
1733022605	AP 70 BR6	88	1734020320	MSFD 4-13,6	115	1734040030	MSB 7-9	106
1733022606	AP 87 BR6	88	1734020325	MSF 10-20	115	1734040040	MSB 9-12	106
1733022607	AP 103 BR6	88	1734020330	MSFD 10-20	115	1734040050	MSB 11-17	106
1733022608	AP 121 BR6	88	1734020335	MSF 15-32	115	1734040060	MSB 18-22	106
1733022609	AP 140 BR6	88	1734020340	MSFD 15-32	115	1734040070	MSB 22-30	106
1733022610	AP 180 BR6	88	1734021010	MSD2 1.5-3	104	1734040080	MSBL 3-9	106
1733030010	MFK 13-25	92	1734021020	MSD2 3-6	104	1734040090	MSBL 10-19	106
1733030015	MFK 20-36	92	1734021030	MSD2 7-9	104	1734040110	MSRP 1.5-3	108
1733030020	MFK 36-52	92	1734021040	MSD2 9-12	104	1734040120	MSRP 3-6	108
1733030025	MFK 55-75	92	1734021050	MSD2 11-17	104	1734040130	MSRP 7-9	108
1733030030	MFK 75-95	92	1734021060	MSD2 18-22	104	1734040310	MSR 1,5-3	107
1733030040	MFY 27-38	92	1734021080	MSD2L 3-9	104	1734040320	MSR 3-6	107
1733030050	MFY 38-51	92	1734021090	MSD2L 10-19	104	1734040330	MSR 7-9	107
1733030060	MFY 51-69	29	1734021095	MSD 50-60	103	1734040340	MSR 9-12	107
1733030110	CFP 1	93	1734021098	MSD 62-74	103	1734040350	MSR 11-17	107
1733030120	CFP 2	93	1734030010	MSA 1.5-3	99	1734040360	MSR 18-22	107
1733030130	CFP 3	93	1734030020	MSA 3-6	99	1734040370	MSR 22-30	107
1734000050	MB 22	120	1734030030	MSA 7-9	99	1734040380	MSRL 3-9	
1734000100	MB 14	120	1734030040	MSA 9-12	99	1734040390	MSRL 10-19	
1734000160	MBP 20	120	1734030050	MSA 11-17	99	1734040405	MSH 2-5	109
1734010010	MSS 1.5-3	111	1734030060	MSA 18-22	99	1734040408	MSH 3-8	109
1734010040	MSS 9-12	111	1734030070	MSA 22-30	99	1734040414	MSH 3-14	109
1734010050	MSS 11-17	111	1734030080	MSAL 3-9	99	1734040420	MSH 3-20	109
1734010060	MSS 17-22	111	1734030090	MSAL 10-19	99	1734040435	MSH 28-35	109
1734010080	MSS 30-37	111	1734030110	MSM 1,5-3	101	1734040512	MST 6-12	110
1734010090	MSS 38-48	111	1734030120	MSM 3-6	101	1734040518	MST 12-18	110
1734010095	MSS 50-60	111	1734030130	MSM 7-9	101	1734040522	MST 18-22	110

Code	Product	Page	Code	Product	Page	Code	Product	Page
1734040530	MST 22-30	110	1734080105	CTX-16/150/8	122	1736010005	Punch DES L5	129
1734040538	MST 30-38	110	1734080110	CTX-16/200/6	122	1736010008	Punch DES Q	129
1734040542	MST 38-42	110	1734080115	CTX-16/200/8	122	1736010010	Punch DES 10	129
1734050010	MSE 1.5-3	100	1734080120	CTX-16/250/8	122	1736010016	Punch DES 16	129
1734050020	MSE 3-6	100	1734080125	CTX-16/300/6	122	1736010022	Punch M22	129
1734050030	MSE 7-9	100	1734080130	CTX-16/300/8	122	1736010024	Punch DES 24	129
1734050040	MSE 9-12	100	1734080135	CTX-16/350/8	122	1736010025	Punch M25	129
1734050050	MSE 11-17	100	1734080140	CTX-16/400/8	122	1736010032	Punch M32	129
1734050060	MSE 18-22	100	1734080145	CTX-16/500/8	122	1736010040	Punch M40	129
1734050070	MSE 22-30	100	1734080150	CTX-16/600/8	122	1736010050	Punch M50	129
1734050080	MSEL 3-9	100	1734080155	CTX-25/100/10	122	1736010063	Punch M63	129
1734050090	MSEL 10-19	100	1734080160	CTX-25/150/10	122	1736010100	HY360	129
1734052316	BROSF16 - 1,5-3	119	1734080165	CTX-25/200/8	122	1736010105	TG114	
1734052317	BROSF16 - 3-6	119	1734080170	CTX-25/200/10	122	1736010108	Rectangular punch for DES PDM Q	129
1734052320	BROSF20 - 1,5-3	119	1734080175	CTX-25/250/8	122	1736010124	Rectangular punch for DES PM 24 and PDM 24	129
1734052321	BROSF20 - 3-6	119	1734080180	CTX-25/300/8	122	1736020030	PF3	130
1734052325	BROSF25 - 1.5-3	119	1734080185	CTX-25/300/10	122	1736030006	SQZ 600	133
1734052326	BROSF25 - 3-6	119	1734080190	CTX-25/350/10	122	1736030008	SQZ 800	133
1734052332	BROSF32 - 1.5-3	119	1734080195	CTX-25/400/8	122	1736030010	SQZ 1000	133
1734052333	BROSF32 - 3-6	119	1734080200	CTX-25/500/8	122	1736030012	SQZ 1200	133
1734060001	MSC 1.5-3	116	1734080205	CTX-25/600/8	122	1736999840	Deluxe DemoBox	134
1734060003	MSC 3-6	116	1734080808	GKD-Q	117	1736999860	Utility Box SPP G	60
1734060006	MSC 7-9	116	1734080810	GKD-10	117	1736999861	Utility Box SPP B	60
1734060110	MSG 1.5-3	102	1734080816	GKD-16	117	1736999862	Utility Box SPC&SPL G	59
1734060120	MSG 3-6	102	1734080824	GKD-24	117	1736999863	Utility Box SPC&SPL B	59
1734060130	MSG 7-9	102	1734090100	Engineering Box EMC	121			
1734080000	CTX-6/100/6	122	1734090108	EMCS-Q	118			
1734080005	CTX-6/150/6	122	1734090110	EMCS-10	118			
1734080010	CTX-6/200/6	122	1734090116	EMCS-16	118			
1734080015	CTX-6/250/6	122	1734090124	EMCS-24	118			
1734080020	CTX-6/300/6	122	1735010014	FL14	126			
1734080025	CTX-6/400/6	122	1735010016	FL16	126			
1734080030	CTX-6/500/6	122	1735010020	FL20	126			
1734080035	CTX-10/100/6	122	1735010022	FL22	126			
1734080040	CTX-10/100/8	122	1735010026	FL26	126			
1734080045	CTX-10/150/8	122	1735010032	FL32	126			
1734080050	CTX-10/200/6	122	1735010035	FL35	126			
1734080055	CTX-10/200/8	122	1735010042	FL42	126			
1734080060	CTX-10/250/6	122	1735030015	FW 15	127			
1734080065	CTX-10/300/6	122	1735030018	FW 18	127			
1734080070	CTX-10/300/8	122	1735030021	FW 21	127			
1734080075	CTX-10/400/6	122	1735030025	FW 25	127			
1734080080	CTX-10/400/8	122	1735030028	FW 32	127			
1734080085	CTX-10/500/6	122	1735030042	FW 42	127			
1734080090	CTX-16/100/6	122	1736010002	Punch DES L2	129			
1734080095	CTX-16/100/8	122	1736010003	Punch DES L3	129			
1734080100	CTX-16/150/6	122	1736010004	Punch DES L4	129			

# NOTES





**detasultra.com**



DetasUltra is a division of

**DETAS SpA**

Via Treponti, 29

25086 Rezzato (BS) ITALY

Tel. +39 030 2594120

info@detasultra.com

ISO9001 / ISO14001 Certified company

**SOLUTIONS AROUND  
THE CABLE**

